



**XXV 18U Baseball World Championship**  
August 30<sup>th</sup> - September 8<sup>th</sup>, 2012  
SEOUL, KOREA



# Final Report – Reporte Final



## Final Standing – Clasificación Final

1		<b>USA</b>
2		<b>CANADA</b>
3		<b>CHINESE TAIPEI</b>
4		<b>COLOMBIA</b>
5		<b>SOUTH KOREA</b>
6		<b>JAPAN</b>
7		<b>PANAMA</b>
8		<b>VENEZUELA</b>
9		<b>AUSTRALIA</b>
10		<b>ITALY</b>
11		<b>NETHERLANDS</b>
12		<b>CZECH REPUBLIC</b>

## Individual Awards – Premios Individuales

(Based on games until the day before Gold Medal Game – IBAF Rule A6.7 – Basadas en los partidos hasta el día anterior a la final).

### Leading Hitters – Mejor Bateador

**YOO Young Jun**

**KOR**



### Pitcher Best ERAVE – Lanzador con mejor ERAVE

**WILLIAMS Garrett**

**USA**



### Pitcher Best Won/Loss Average – Lanzador con mejor promedio de partidos ganados y perdidos

**LEE Su Min**

**KOR**



### Most Runs Batted In – Más carreras impulsadas

**ARROYO Christian**

**USA**



### Most Home Runs – Más Homeruns

**TRIOLO Mitchell**

**CAN**



### Most Stolen Bases – Más bases robadas

**BOLDT Ryan**

**USA**



### Most Runs Scored – Más carreras anotadas

**BOLDT Ryan**

**USA**



### Outstanding defensive Player – Mejor jugador defensivo

**LIN Tzu Wei**

**TPE**



### Most Valuable Player – Jugador Más Valioso

**ARROYO Christian**

**USA**



## All Star Team – Equipo All Star

### Best Starting Pitcher – Mejor Lanzador Abridora

**FUJINAMI Shintaro**

**JPN**



### Best Relief Pitcher – Mejor Lanzador de Relevó

**TSENG Jen Ho**

**TPE**



### Catcher – Receptor

**MORI Tomoya**

**JPN**



### First Baseman – Primera Base

**SU Chih Chieh**

**TPE**



### Second Baseman – Segunda Base

**HANN Kyle**

**CAN**



### Third Baseman – Tercera Base

**HODGES Jesse**

**CAN**



### Shortstop - Interbase

**ARROYO Christian**

**USA**



### Outfielder – Exteriores

**SONG Jun Suk**

**KOR**



**HARGREAVES Elliot**

**AUS**



**CANO Cristian**

**COL**



### Designated Hitter – Bateador Designado

**MARTINEZ Jeremy**

**USA**



## Venues - Sedes

Jamsil Baseball Stadium ( Jamsil 1-dong, Songpa-gu, Seoul )



Mokdong Baseball Stadium ( Yangcheon-gu, Seoul)



## Officials - Oficiales

### Technical Commissioners- Comisarios Técnicos


Chairman:  **James Baba (CAN)**

 Brett Pickett (AUS)

 Koji Aso (JPN)

 Lin, Hua Wei (TPE)


 George Santiago (PUR)

 Lee, Kyu-Seok (KOR)

 Kang, Moon-Kil (KOR)


 Kim, Byung-II (KOR)

 Park, Ro-Jun (KOR)


 Son, Hyuk (KOR)

### Umpires

Umpiring Director:  **Gustavo Rodriguez (USA)**

 Gregory Howard (AUS)


 Jon Oko (CAN)

 Bin Shun Chen (TPE)

 David Kulhanek (CZE)

 Marco Taurelli (ITA)

 Tomohisa Yamaguchi (JPN)

 Hi Young Park (KOR)

 Osmel Pimentel (VEN)

 Kou Wakabayashi (JPN)

 David Condon (USA)

 Kevin Sweeney (USA)

 Batista Fermin (PAN)

 Do Hyung Kim (KOR)

 Yang, Jae Man (KOR)

 Jae Hoon Lim (KOR)

 Seong Jun Park (KOR)

 Suk Man Hwang (KOR)

 Won Jung Park (KOR)

### Scorekeepers - Anotadores Oficiales

Scoring Director:  **Marco Battistella (ITA)**


 Feiko Drost (NED)

 Takuya Sumi (JPN)

 Jennie Moloney (AUS)

 An, Woo Jun (KOR)

 Oh, Ik Hwan (KOR)

 Hwang, Sung Jun (KOR)


 Han, In Hee (KOR)

 Kim Young Sung (KOR)

### Jury of Appeal- Jurado de Apelacion

Chairman:  **Gustavo Rodriguez (USA)**

 Giovanni FABRIZI (ITA)

 Sang Hyung Lee (KOR)

# Roster



## AUSTRALIA

AUS

##	Name	Pos		B/T	Cl	Birth Date
--	----	---		---	---	-----
0	HARRIS Tony		MANAGER	R/R	SR	
0	LLOYD Graeme		COACH	R/R	SR	
0	PHELAN Brent		COACH	R/R	SR	
0	SHANAHAN Damien		COACH	R/R	SR	
4	WARNER Cameron		C	R/R	JR	04/02/1994
5	WILSON Matthew		P	L/L	JR	14/01/1994
6	THORPE Lewis		P	R/L	JR	23/11/1995
7	IHLE Ryan		IF	R/R	JR	29/07/1994
9	PERKINS Robbie		C	R/R	JR	29/05/1994
10	GARDNER Hayden		P	L/L	JR	21/01/1994
11	ZHRADNIK Jarrod		P	R/R	JR	31/07/1995
12	HASS Nathan		C	R/R	JR	07/03/1994
13	SAYERS Aaron		IF	L/R	JR	25/05/1994
15	ALDRIDGE Dean		P	R/R	JR	29/07/1994
16	GUYER Joshua		P	R/R	FR	27/05/1994
17	HOSCHKE Karl		OF	R/R	JR	01/07/1995
18	KENNELLY Samuel		IF	R/R	JR	09/01/1996
19	KENNELLY Josh		C	R/R	JR	09/02/1994
20	LESLIE Ben		OF	L/L	JR	28/06/1994
21	MCGRATH Daniel		P	R/L	JR	07/07/1994
24	SHEPHERD Zac		IF	R/R	JR	14/09/1995
28	HOLLAND Sam		P	R/R	JR	29/02/1994
30	HARGREAVES Elliott		OF	L/L	JR	04/01/1995
40	KENNEDY Jon		P	L/L	JR	20/09/1994

# Roster



## CANADA

CAN

##	Name	Pos		B/T	Cl	Birth Date
--	----	---		---	--	-----
0	REITSMA Chris		P.COACH	R/R	FR	31/12/1977
0	CHO Hyung		COACH	R/R	SR	20/08/1982
0	ECKSTEIN Corey		COACH	R/R	SR	18/10/1985
0	HAMILTON Greg		MANAGER	R/R	SR	26/07/1965
7	ROBSON Jacob		OF	L/R	JR	20/11/1994
8	HANN Kyle		IF	R/R	JR	08/04/1994
11	SPIWAK Owen		C	L/R	JR	23/05/1995
12	DYKXHOORN Brock		P	R/R	JR	02/07/1994
13	SIDDALL Brett		IF	L/L	JR	03/10/1994
14	QUANTRILL Cal		P	L/R	JR	10/02/1995
15	MARKS Jacob		P	L/R	JR	16/01/1994
19	HODGES Jesse		IF	R/R	JR	29/03/1994
20	NAYLOR Joshua		OF	L/L	JR	22/06/1997
21	DESOUZA Nathan		OF	L/R	JR	13/07/1994
23	SHAW Christopher		C	R/R	JR	25/04/1994
24	SEIFRIT Logan		P	B/R	JR	25/08/1994
27	SEABROOKE Travis		P	R/L	JR	16/09/1995
29	BOTNICK Christian		P	R/R	JR	05/10/1994
30	TRIOLO Mitchell		IF	R/R	JR	15/06/1994
36	VINCENT MyleS		P	L/L	JR	15/05/1994
38	DAWE Dayton		P	R/R	JR	13/04/1994
44	MORGAN Gareth		OF	R/R	JR	12/04/1996
48	PINERO Daniel		IF	R/R	JR	02/05/1994
49	KELLOGG Ryan		P	R/L	JR	04/02/1994



# Roster



## CHINESE TAIPEI

TPE

##	Name	Pos		B/T	Cl	Birth Date
--	----	---		---	--	-----
0	LAN WEN CHEN	MANAGER		R/R	SR	29/08/1962
0	WU PO HUNG	COACH		R/R	SR	
0	TSENG WEI CHENG	P.COACH		R/R	SR	08/09/1983
1	YANG HSIANG HAO	P		R/R	JR	17/03/1994
2	CHEN YUEH SE	C		R/R	JR	01/04/1996
3	LIN YI CHE	C		R/R	JR	25/01/1994
4	YANG CHIA WEI	IF		R/R	JR	03/08/1995
5	LEE TSUNG HSIEN	IF		R/R	JR	29/06/1994
6	TSAI I HSUAN	IF		R/R	JR	14/05/1994
7	SEN YU PIN	OF		R/R	JR	12/12/1994
8	TSAO YU NING	OF		R/R	JR	24/04/1994
9	LIU CHIA KAI	OF		L/L	JR	25/03/1994
10	SU CHIH CHIEH	IF		L/R	JR	28/07/1994
11	CHEN YU MING	OF		L/R	JR	20/04/1995
12	LIN TZU WEI	IF		L/R	JR	15/02/1994
13	WANG CHENG TANG	IF		L/R	JR	17/09/1995
14	HUNG HSIN CHI	P		R/R	JR	13/03/1994
15	HUANG TZU PENG	P		R/R	JR	19/03/1994
16	LIU SHENG HUNG	P		R/R	JR	21/02/1994
17	LIN CHENG HSIEN	P		R/R	JR	13/09/1995
18	SEN JUNG HUNG	P		R/R	JR	20/08/1994
19	TSENG JEN HO	P		L/R	JR	03/10/1994
20	CHAN CHUN HSIANG	C		R/R	JR	19/04/1994

# Roster



## COLOMBIA

COL

##	Name	Pos		B/T	Cl	Birth Date
--	----	---		---	--	-----
0	PAJARO Felix		COACH	R/R	FR	
0	SIERRA Luis		MANAGER	R/R	FR	
0	PANTOJA Johnny		COACH	R/R	SR	
0	SARABIA Hamilton		COACH	R/R	SR	
3	FUENTES Edwin		IF	R/R	JR	14/08/1994
7	LIAMAS Fernando		IF	R/R	JR	02/11/1994
9	HERNANDEZ Edgardo		P	R/R	JR	09/11/1994
10	MORELOS Yair		IF	L/R	JR	02/02/1994
12	PALACIOS Christian		OF	R/R	JR	25/01/1994
15	PERINAN Gustavo		IF	L/R	JR	02/01/1995
16	CRISMATT Nabil		P	R/R	JR	25/12/1994
18	MARTINEZ Carlos M.		C	R/R	JR	02/05/1995
19	MARRUGO Yeizer		P	R/R	JR	01/10/1994
21	RIPOLL Sergio A.		C	R/R	JR	16/04/1994
22	JIMENEZ Gerson		IF	R/R	JR	02/12/1994
24	GARCIA Wison		OF	R/R	JR	10/02/1994
25	PENA Arturo		P	R/R	JR	13/05/1994
27	RUIZ José J.		P	R/R	JR	23/07/1994
30	CANO Cristian		OF	R/R	JR	09/02/1994
44	VELEZ Roger		P	L/L	JR	17/12/1994
46	PEREZ Dewin		P	L/L	JR	29/09/1994
56	JIMENEZ Yhorman		OF	R/R	JR	17/09/1994
62	OLMOS Cristian		P	R/R	JR	12/06/1994
68	NORIEGA Alvaro		C	R/R	JR	09/11/1994

# Roster



## CZECH REPUBLIC

CZE

##	Name	Pos		B/T	Cl	Birth Date
--	----	---		---	--	-----
0	WINKLER David	MANAGER		R/R	FR	
0	CAPKA Hynek	MANAGER		R/R	SR	
0	JABLONKA Jan	COACH		R/R	SR	
0	SMIDT Martin	COACH		R/R	SR	
7	BUZGA Matej	OF		R/R	JR	10/06/1995
13	PODZIMEK Jakub	P		R/L	JR	07/04/1995
14	VOHANKA David	IF		R/R	JR	29/08/1995
20	ONDRA Tomas	P		L/R	JR	20/03/1996
30	ERCOLI Lukas	P		R/L	JR	17/04/1996
31	AUBRECHT Ivan	OF		L/R	JR	15/02/1994
34	NOVAK Jan	P		R/L	JR	19/01/1994
35	ONDRACEK Jakub	IF		R/R	JR	20/02/1996
38	MOSTEK Filip	OF		L/L	JR	23/10/1996
39	SAZAVSKY Richard	OF		R/R	JR	05/05/1994
40	HAJTMAR Adam	IF		L/R	JR	28/01/1995
41	VYKOUKAL Michal	C		R/R	JR	22/05/1994
42	SVOBODA Jan	P		R/R	JR	25/07/1995
44	DEDEK Vojtech	IF		R/R	JR	29/06/1994
45	MUZIK Martin	C		R/R	JR	23/04/1996
48	VANEK Frantisek	P		R/R	JR	17/12/1994
52	SMIDT Viktor	P		R/R	JR	06/02/1994
56	MATKO Ondrej	IF		R/R	JR	26/04/1994

# Roster



## ITALY

## ITA

##	Name	Pos		B/T	Cl	Birth Date
--	----	---		---	--	-----
0	COSTA GIOVANNI MARIO	COACH		R/R	SR	13/02/1960
0	CRETIS ROLANDO	P.COACH		R/R	SR	11/02/1963
0	MASCITELLI MARIO	COACH		R/R	SR	28/01/1968
0	POMA GIANGUIDO	MANAGER		R/R	SR	08/01/1962
4	FABBRIO LORENZO	IF		R/R	JR	09/98/1995
5	TRINCI MARIO	C		R/R	JR	16/11/1994
7	PULZETTI LUCA	IF		R/R	JR	15/04/1994
9	GRADALI LORENZO	P		R/R	JR	11/01/1995
10	CALASSO SIMONE	IF		R/R	JR	08/06/1996
11	BAZZARINI SIMONE	P		R/R	JR	06/06/1994
13	SILVESTRI SAMUEL	P		R/R	JR	27/08/1996
14	MAESTRI LORENZO	C		R/R	JR	26/09/1994
15	MERCURI MATTIA	IF		R/R	JR	20/08/1994
16	COZZOLINO FEDERICO	P		R/R	JR	25/01/1994
17	BENETTI DAVIDE	IF		R/R	JR	20/05/1994
19	GASPARINI MARTEN	IF		L/R	JR	24/05/1997
20	TASCHINI PAOLO	P		R/R	JR	20/02/1994
21	BONIARDI SIMONE	OF		R/R	JR	14/09/1994
23	ANSELMINI DAVIDE	P		R/R	JR	11/01/1995
28	CELLI FEDERICO	P		R/R	JR	15/02/1995
29	GARBELLA GIOVANNI	IF		R/R	JR	16/01/1996
30	QUATTRINI GABRIELE	P		R/R	JR	18/07/1996
31	MINEO ALBERTO	C		L/R	JR	23/07/1994
33	VARIN ENRICO	P		R/R	JR	11/01/1995

# Roster



## JAPAN

JPN

##	Name	Pos		B/T	Cl	Birth Date
--	----	---		---	--	-----
0	HIROYA Sakamoto		COACH	R/R	SR	
0	KOJI Yoshida		COACH	R/R	SR	
0	MASAYOSHI Ogura		MANAGER	R/R	SR	
0	SHINJI Matsumoto		COACH	R/R	SR	
0	SHOGO Sonoda		COACH	R/R	SR	
0	ONO.Yasuya		COACH	R/R	SR	
1	OTANI Shohei		P	L/L	JR	05/07/1994
2	OKANO Yuichiro		P	R/R	JR	16/04/1994
3	SATO Takuya		P	L/R	JR	12/08/1994
4	KAMBARA Yu		P	R/R	JR	27/01/1995
5	HAMADA Tatsuro		P	L/L	JR	04/08/1994
6	FUJINAMI Shintaro		P	R/R	JR	12/04/1994
7	OTSUKA Takahito		P	L/L	JR	13/10/1994
8	TAMURA Tatsuhiko		C	R/R	JR	13/05/1994
9	NAKAMICHI Katsushi		C	L/R	JR	30/04/1994
10	MORI Tomoya		C	L/R	JR	08/08/1995
11	SUGAWARA Takuna		IF	L/L	JR	06/09/1994
12	TABATA Yoshiki		IF	R/R	JR	27/06/1994
13	JOHMA Ryuhei		IF	R/R	JR	01/10/1994
14	IYOTA Kazuti		IF	L/R	JR	17/12/1994
15	HOJO Fumiya		IF	R/R	JR	29/07/1994
16	KANEKO Ryoya		IF	L/R	JR	04/06/1994
17	GOYA Ryotaku		OF	L/R	JR	19/06/1994
18	SASAGAWA Kohei		OF	R/R	JR	21/04/1994
19	TAKAHASHI Hiroki		OF	R/R	JR	11/05/1994
20	MIZUMOTO Gen		OF	L/R	JR	23/02/1995

# Roster



## NETHERLANDS

NED

##	Name	Pos		B/T	Cl	Birth Date
--	----	---		---	--	-----
0	BRUIN DE Eric	MANAGER		R/R	SR	
0	DALEN VAN Peter	COACH		R/R	SR	
0	GEESTMAN Tom	P.COACH		R/R	SR	
0	NIJHOFF Martijn	COACH		R/R	SR	
0	RODRIGUEZ Ivan	COACH		R/R	SR	
4	SCHEL Marco	P		R/R	JR	27/09/1994
10	TRUE Dillon	IF		B/R	JR	07/11/1994
12	SCHAAREMAN Tim	IF		R/R	JR	21/05/1995
15	ANGELA Jerremyh	P		L/L	JR	07/07/1994
19	POST Milan	C		R/R	JR	22/03/1994
21	KORENHOF Daniel	OF		R/R	JR	21/03/1994
26	MORENO Jose	P		R/R	JR	03/12/1994
28	ENGELHARDT Rachid	OF		R/R	JR	09/11/1995
35	LOOS Kevin	OF		L/R	JR	24/01/1995
36	PHILLIPPI Marciano	IF		L/L	JR	02/07/1995
42	TIMMERMANS Kaj	P		R/R	JR	08/11/1995
43	HALDERMAN Tim	P		R/R	JR	11/03/1995
44	AMSTEL VAN Jorin	IF		R/R	JR	09/01/1995
46	CLARIJS Max	C		R/R	JR	11/08/1994
47	KREISEL Tony	P		R/R	JR	02/05/1994
49	GOUVERNEUR Odion	IF		L/L	JR	05/10/1994
52	VERKERK Ruar	IF		L/R	JR	05/09/1996
53	PRIKKEL Thomas	P		R/R	JR	04/03/1994
54	RIETEL Maickel	P		R/R	JR	26/04/1995
55	TIMMER Floris	P		R/R	JR	28/02/1996

# Roster



## PANAMA

PAN

##	Name	Pos		B/T	Cl	Birth Date
--	----	---		---	--	-----
0	ANGLADA Rey		COACH	R/R	FR	
0	APARICIO Rodolfo		COACH	R/R	SR	
0	CARMACO Kevin		COACH	R/R	SR	
0	GONZALEZ Aurelio		COACH	R/R	SR	
0	RODRIGUEZ Manuel		MANAGER	R/R	SR	
0	SERRANO Ariel		OF	R/R	JR	23/06/1996
4	SOSA Edmundo		IF	R/R	JR	11/11/1996
7	PIMENTEL Ivan		IF	R/R	JR	17/03/1994
8	MALOFF Farjat		IF	L/L	JR	08/04/1996
10	DIAZ Anthony		C	R/R	JR	25/02/1994
12	RAMOS Ubaldo		IF	R/R	JR	24/05/1994
15	PINEDA Peter		P	R/R	JR	15/10/1994
16	GUZMAN Omar		P	R/R	JR	07/02/1994
19	ESCALANTE Tomas		P	R/R	JR	19/05/1995
20	JORDAN Luis		IF	B/R	JR	17/02/1995
21	GONZALEZ José Luis		P	R/R	JR	07/03/1994
22	MENDEZ Ronal		P	L/L	JR	22/04/1994
23	SANJUR Mario		IF	R/R	JR	23/12/1995
24	OROZCO Rodrigo		IF	R/R	JR	02/04/1995
26	HO Jean Carlos		OF	R/R	JR	10/02/1994
29	SANTOS Jonny		OF	R/R	JR	02/10/1996
35	SALAZAR Hector		P	R/R	JR	29/06/1994
44	MOSCOTE Victor		C	R/R	JR	10/05/1994
51	CABALLERO Cristian		P	R/R	JR	02/03/1994
52	SANTAMARIA Rigoberto		P	R/R	JR	27/04/1994

# Roster



## SOUTH KOREA

KOR

##	Name	Pos		B/T	Cl	Birth Date
---	----	---		---	--	-----
0	JUNG YOUN JIN		COACH	R/R	SR	07/07/1971
0	KIM SUNG YONG		COACH	R/R	SR	10/01/1970
0	KWON YOUNG JIN		COACH	R/R	SR	15/03/1968
0	LEE JEONG HOON		MANAGER	R/R	SR	28/08/1963
1	YOON HYOUNG BAE		P	R/R	JR	15/07/1994
2	AN JOONG YEOL		C	R/R	JR	01/09/1995
3	KIM MIN JUN		IF	R/R	JR	12/02/1994
6	KYE JUNG WOONG		IF	L/R	JR	16/02/1994
7	KANG SEUNG HO		IF	R/R	JR	09/02/1994
8	LEE WOO SUNG		OF	R/R	JR	17/07/1994
10	SIM JAE YUN		OF	R/R	JR	19/08/1994
11	SONG JUN SUK		OF	L/L	JR	04/05/1994
12	AN KYU HYUN		P	R/R	JR	30/11/1995
15	LEE SU MIN		P	L/L	JR	11/09/1995
16	YOO YOUNG JUN		IF	R/R	JR	13/07/1994
17	SHIM JAE MIN		P	L/L	JR	18/02/1994
18	JANG HYUN SIK		P	R/R	JR	24/02/1995
19	SONG JU YEONG		P	R/R	JR	08/12/1994
20	KIM JONG SOO		P	R/R	JR	03/06/1994
21	KIM IN TAE		OF	L/L	JR	03/07/1994
22	HAN SEUNG TAEK		C	R/R	JR	21/06/1994
23	LEE GEON WOOK		P	R/R	JR	13/02/1995
24	CHOI YUN HYEOK		OF	R/R	JR	16/03/1994
25	YOON DAE YOUNG		OF	R/R	JR	31/01/1994



# Roster



## U.S.A.

## USA

##	Name	Pos		B/T	Cl	Birth Date
--	----	---		---	--	-----
0	BADEAUX BROOKS		COACH	R/R	SR	
0	BROSIUS SCOTT		MANAGER	R/R	SR	
0	CHAPMAN TRAVIS		COACH	R/R	SR	
0	LAWLER JAMES		P.COACH	R/R	SR	
3	MCGUIRE ANDREW		IF	R/R	JR	02/12/1994
4	BIGGIO CAVAN		IF	L/R	JR	11/04/1995
5	HEADY CONNOR		IF	R/R	JR	03/07/1994
6	BRIGMAN BRYSON		IF	R/R	JR	19/06/1995
9	NUNEZ DOMINIC		IF	L/R	JR	17/01/1995
10	THOMPSON KEEGAN		P	R/R	JR	13/03/1995
11	SANDS CARSON		P	L/L	JR	28/03/1995
12	DAVIS KEVIN		P	R/R	JR	24/11/1994
13	OKEY CHRISTOPHER		C	R/R	JR	29/12/1994
15	ABREU WILLIAM		OF	L/L	JR	21/03/1995
16	KILICHOWSKI WILLIAM		P	L/L	JR	17/05/1994
17	OLSON RYAN		P	R/R	JR	22/11/1994
21	MCGUIRE REESE		C	L/R	JR	02/03/1995
22	ARROYO CHRISTIAN		IF	R/R	JR	30/05/1995
23	BOLDT RYAN		OF	L/R	JR	22/11/1994
24	CLARKIN IAN		P	L/L	JR	14/02/1995
25	MARTINEZ JEREMY		C	R/R	JR	29/12/1994
26	TACCOLINI DOMINIC		P	R/R	JR	28/09/1994
27	WILLIAMS GARRETT		OF	L/L	JR	15/09/1994
28	GONSALVES STEPHEN		P	L/L	JR	08/07/1994

# Roster



## VENEZUELA







VEN

##	Name	Pos	B/T	Cl	Birth Date
--	----	---	---	--	-----
0	ANTEQUERA Julio	COACH	R/R	SR	
0	AVILA Pedro	MANAGER	R/R	SR	
0	TORRES Carlos	COACH	R/R	SR	
0	VELAZQUEZ Ebert	COACH	R/R	SR	
0	CUICAS William	IF	R/R	JR	01/02/1995
3	RIVERO Alexis	P	R/R	JR	18/10/1995
4	ALVARADO Josuè	IF	R/R	JR	17/03/1994
8	COLMENARES Victor	C	R/R	JR	01/11/1994
11	DELOSRIOS Enrique	P	R/R	JR	21/05/1995
13	YEPEZ Angel	IF	R/R	JR	27/04/1995
17	GARCIA Wilson	C	R/R	JR	11/01/1994
19	MONTANO Hector	P	L/L	JR	13/03/1995
30	LUGO Pedro	C	R/R	JR	09/02/1995
34	GONZALEZ O'Bryan	OF	L/L	JR	20/02/1994
38	ZERPA Ismael	P	L/L	JR	02/10/1995
40	SOLANO Jesus	P	L/R	JR	15/03/1994
41	ZABALETA Andres	OF	R/R	JR	04/01/1995
53	LUCENA Isaias	IF	R/R	JR	15/11/1994
57	DURAN Francisco	P	R/R	JR	15/03/1994
60	CABRERA Jhorman	P	R/R	JR	05/02/1994
60	INDRIAGO Carlos	OF	R/R	JR	29/06/1994
61	LINO José	OF	R/R	FR	01/12/1995
75	ANGULO Argenis	P	R/R	JR	26/02/1994
78	ZORRILLA Freddy	P	R/R	JR	19/10/1994







## Schedule and Results - Calendario y Resultados

### 1st round - 1ra ronda

#### Group A – Grupo A

Rk	Team Equipo	GP	WO	LO	AVG	GB
1	 USA	5	4	1	<b>800</b>	0
2	 SOUTH KOREA	4	3	1	<b>750</b>	0,5
3	 COLOMBIA	5	3	2	<b>600</b>	1
4	 VENEZUELA	5	2	3	<b>400</b>	2
5	 AUSTRALIA	5	2	3	<b>400</b>	2
6	 NETHERLANDS	4	0	4	<b>0</b>	3


#### Group B – Grupo B

Rk	Team Equipo	GP	WO	LO	AVG	GB
1	 CANADA	5	4	1	<b>800</b>	0
2	 JAPAN	5	4	1	<b>800</b>	0
3	 CHINESE TAIPEI	4	3	1	<b>750</b>	0,5
4	 PANAMA	5	2	3	<b>400</b>	2
5	 ITALY	4	1	3	<b>250</b>	2,5
6	 CZECH REPUBLIC	5	0	5	<b>0</b>	4

The teams tied are in alphabetical order – Los equipos empatados son colocados en orden alfabéticos

### 2nd round – 2da ronda

#### Group C – Grupo C

Rk	Team Equipo	GP	WO	LO	AVG	GB
1	 USA	5	3	2	<b>600</b>	0
2	 CANADA	5	3	2	<b>600</b>	0
3	 CHINESE TAIPEI	5	3	2	<b>600</b>	0
4	 COLOMBIA	5	2	3	<b>400</b>	1
5	 JAPAN	5	2	3	<b>400</b>	1
6	 SOUTH KOREA	5	2	3	<b>400</b>	1

## Calendario – 1ra ronda

## Schedule - 1st round

### Group A

 AUSTRALIA

 COLOMBIA

 NETHERLANDS

 SOUTH KOREA


 USA

 VENEZUELA

### Group B

 CANADA

 CHINESE TAIPEI

 CZECH REPUBLIC



 ITALY

 JAPAN

 PANAMA

### Thursday August 30, 2012 – Jueves 30 de Agosto, 2012

Local time. Subject to change / Hora local. Sujeta a cambios.

Juego Game	Hora At time	Campo Venue	Grupo Group	Local Home team	Visitante Visiting team	Resultado Result	Inn
 <b>All Games scheduled for Thursday, August 30 are postponed to Tuesday, September 4</b> <b>Todos los juegos programados para jueves, 30 de Agosto, se posponen para Martes, 4 de Septiembre</b> 							

### Friday August 31, 2012 – Viernes 31 de Agosto, 2012

Local time. Subject to change / Hora local. Sujeta a cambios.

Juego Game	Hora At time	Campo Venue	Grupo Group	Local Home team	Visitante Visiting team	Resultado Result	Inn
7	10:00	JAMSIL	A	 COLOMBIA	 AUSTRALIA	<b>4 - 7</b>	
8	10:00	MOKDONG	B	 PANAMA	 ITALY	<b>2 - 0</b>	
9	14:00	MOKDONG	B	 CANADA	 JAPAN	<b>6 - 5</b>	10
10	14:00	JAMSIL	A	 SOUTH KOREA	 VENEZUELA	<b>2 - 1</b>	
11	18:00	JAMSIL	B	 CZECH REPUBLIC	 CHINESE TAIPEI	<b>0 - 6</b>	
12	18:00	MOKDONG	A	 NETHERLANDS	 USA	<b>0 - 17</b>	7

### Saturday September 1, 2012 – Sábado 1 de Septiembre, 2012

Local time. Subject to change / Hora local. Sujeta a cambios.

Juego Game	Hora At time	Campo Venue	Grupo Group	Local Home team	Visitante Visiting team	Resultado Result	Inn
13	10:00	JAMSIL	A	 AUSTRALIA	 VENEZUELA	<b>3 - 6</b>	10
14	10:00	MOKDONG	B	 CANADA	 ITALY	<b>4 - 3</b>	
15	14:00	MOKDONG	A	 COLOMBIA	 NETHERLANDS	<b>9 - 6</b>	
16	14:00	JAMSIL	A	 SOUTH KOREA	 USA	<b>8 - 2</b>	
17	18:00	JAMSIL	B	 CHINESE TAIPEI	 JAPAN	<b>0 - 2</b>	
18	18:00	MOKDONG	B	 CZECH REPUBLIC	 PANAMA	<b>2 - 6</b>	

### Sunday September 2, 2012 – Domingo 2 de Septiembre, 2012

Local time. Subject to change / Hora local. Sujeta a cambios.

Juego Game	Hora At time	Campo Venue	Grupo Group	Local Home team	Visitante Visiting team	Resultado Result	Inn
19	10:00	MOKDONG	A	 USA	 COLOMBIA	<b>11 - 1</b>	7
20	10:00	JAMSIL	B	 ITALY	 CZECH REPUBLIC	<b>12 - 1</b>	7
21	14:00	JAMSIL	A	 VENEZUELA	 NETHERLANDS	<b>8 - 3</b>	
22	14:00	MOKDONG	A	 AUSTRALIA	 SOUTH KOREA	<b>1 - 7</b>	
23	18:00	MOKDONG	B	 CHINESE TAIPEI	 CANADA	<b>6 - 5</b>	
24	18:00	JAMSIL	B	 JAPAN	 PANAMA	<b>8 - 0</b>	

### Monday September 3, 2012 – Lunes 3 de Septiembre, 2012

Local time. Subject to change / Hora local. Sujeta a cambios.

Juego Game	Hora At time	Campo Venue	Grupo Group	Local Home team	Visitante Visiting team	Resultado Result	Inn
25	10:00	MOKDONG	A	NETHERLANDS	AUSTRALIA	1 - 8	
26	10:00	JAMSIL	B	CANADA	CZECH REPUBLIC	3 - 2	
27	14:00	JAMSIL	B	CHINESE TAIPEI	PANAMA	4 - 3	
28	14:00	MOKDONG	B	JAPAN	ITALY	7 - 1	
29	18:00	MOKDONG	A	SOUTH KOREA	COLOMBIA	1 - 3	
30	18:00	JAMSIL	A	USA	VENEZUELA	3 - 2	

### Tuesday September 4, 2012 – Martes 4 Septiembre, 2012

Local time. Subject to change / Hora local. Sujeta a cambios.

Juego Game	Hora At time	Campo Venue	Grupo Group	Local Home team	Visitante Visiting team	Resultado Result	Inn
1	10:00	MOKDONG	A	VENEZUELA	COLOMBIA	2 - 7	
2	10:00	JAMSIL	B	JAPAN	CZECH REPUBLIC	7 - 0	5
3	14:00	JAMSIL	A	NETHERLANDS	SOUTH KOREA	DELATED CANCELADO	RAIN LLUVIA
4	14:00	MOKDONG	B	ITALY	CHINESE TAIPEI	DELATED CANCELADO	RAIN LLUVIA
5	18:00	MOKDONG	B	PANAMA	CANADA	RESCHEDULE REPROGRAMADO	RAIN LLUVIA
6	18:00	JAMSIL	A	USA	AUSTRALIA	RESCHEDULE REPROGRAMADO	RAIN LLUVIA

## Calendario – 2da ronda

### Schedule –2nd round

#### Group C – Grupo C

 USA (1° Group A)
 CANADA (1° Group B)
 SOUTH KOREA (2° Group A)
 JAPAN (2° Group B)
 COLOMBIA (3° Group A)
 CHINESE TAIPEI (3° Group B)

#### Classification Games

 VENEZUELA (4° Group A)
 PANAMA (4° Group B)
 AUSTRALIA (5° Group A)
 ITALY (5° Group B)
 NETHERLANDS (6° Group A)
 CZECH REPUBLIC (6° Group B)

#### September 5, 2012 – Miércoles 5 de Septiembre, 2012

Local time. Subject to change / Hora local. Sujeta a cambios.

Juego Game	Hora At time	Campo Venue	Grupo Group	Local Home team	Visitante Visiting team	Resultado Result	Inn
5	10:30	MOKDONG	B	 PANAMA	 CANADA	1 - 10	
6	10:30	JAMSIL	A	 USA	 AUSTRALIA	6 - 2	
34	14:30	JAMSIL	C	 SOUTH KOREA	 CHINESE TAIPEI	3 - 7	10
35	14:30	MOKDONG	C	 JAPAN	 COLOMBIA	0 - 3	
36	18:30	JAMSIL	C	 USA	 CANADA	0 - 1	10
33	18:30	MOKDONG	D	 CZECH REPUBLIC	 NETHERLANDS	4 - 7	





#### Thursday September 6, 2012 – Jueves 6 de Septiembre, 2012

Local time. Subject to change / Hora local. Sujeta a cambios.

Juego Game	Hora At time	Campo Venue	Grupo Group	Local Home team	Visitante Visiting team	Resultado Result	Inn
37	10:00	MOKDONG	C	 CANADA	 COLOMBIA	10 - 6	
32	10:00	GUEUI	D	 AUSTRALIA	 ITALY	11 - 2	
39	14:00	MOKDONG	C	 USA	 CHINESE TAIPEI	5 - 1	
31	14:00	GUEUI	D	 PANAMA	 VENEZUELA	5 - 4	
38	18:05	MOKDONG	C	 SOUTH KOREA	 JAPAN	2 - 4	

#### Friday September 7, 2012 – Viernes 7 de Septiembre, 2012

Local time. Subject to change / Hora local. Sujeta a cambios.







Juego Game	Hora At time	Campo Venue	Grupo Group	Local Home team	Visitante Visiting team	Resultado Result	Inn
40	10:00	MOKDONG	C	 CHINESE TAIPEI	 COLOMBIA	3 - 1	
41	14:00	MOKDONG	C	 CANADA	 SOUTH KOREA	3 - 9	
42	18:00	MOKDONG	C	 USA	 JAPAN	10 - 5	

## Calendario – Ronda Final

### Schedule - Final round

#### Saturday September 8, 2012 – Sábado 8 de Septiembre, 2012

Local time. Subject to change / Hora local. Sujeta a cambios.

Juego Game	Hora At time	Campo Venue	Grupo Group	Local Home team	Visitante Visiting team	Resultado Result	Inn
43	10:00	MOKDONG		 JAPAN	 SOUTH KOREA	0 - 3	
44	14:00	MOKDONG		 CHINESE TAIPEI	 COLOMBIA	4 - 1	
45	18:00	MOKDONG		 USA	 CANADA	6 - 2	
<b>CLOSING CEREMONY - CERIMONIA DE CLAUSURA</b>							

## Resultado del Partido – Game Summary 01



# VENEZUELA - COLOMBIA



18U World Championship - Seoul 2012  
Colombia 7 (3-2), Venezuela 2 (2-3) - Composite Box Score  
Sep 04, 2012 at Seoul (Makdong)

Colombia 7, Venezuela 2 (Sep 04, 2012 at Seoul)

```

-----
Colombia..... 300 002 101 - 7 12 2      (3-2)
Venezuela..... 100 001 000 - 2 5 3      (2-3)
-----
  
```

### Colombia 7 (3-2)

Player	AB	R	H	BI	2B	3B	HR	BB	SB	CS	HP	SH	SF	SO	IBB	KL	GDP	PO	A	E
MORELOS ss	5	1	1	0	0	0	0	0	0	0	0	0	0	0	0	0	0	6	2	1
LIAMAS 2b	4	1	1	0	0	0	0	0	0	0	1	0	0	1	0	0	0	0	6	0
CANO rf	3	1	1	2	0	1	0	0	0	0	1	1	0	0	0	0	0	0	0	1
NORIEGA c	4	1	1	0	1	0	0	1	0	0	0	0	0	1	0	0	0	7	0	0
MARTINEZ 1b	5	0	1	0	0	0	0	0	0	0	0	0	0	0	0	0	0	10	1	0
GARCIA W dh	4	0	2	1	0	0	0	1	0	0	0	0	0	1	0	0	0	0	0	0
FUENTES 3b	5	2	2	0	0	0	0	0	0	0	0	0	0	0	0	0	0	0	2	0
PALACIOS cf	5	1	3	2	1	1	0	0	1	0	0	0	0	1	0	0	0	2	0	0
JIMENEZ Y lf	4	0	0	0	0	0	0	1	1	0	0	0	0	2	0	0	0	1	0	0
MARRUGO p	0	0	0	0	0	0	0	0	0	0	0	0	0	0	0	0	0	0	1	0
VCRISMATT p	0	0	0	0	0	0	0	0	0	0	0	0	0	0	0	0	0	0	1	1
Totals.....	39	7	12	5	2	2	0	3	2	0	2	1	0	6	0	0	0	27	13	2

### Venezuela 2 (2-3)

Player	AB	R	H	BI	2B	3B	HR	BB	SB	CS	HP	SH	SF	SO	IBB	KL	GDP	PO	A	E
CUICAS 2b	4	1	1	0	1	0	0	0	0	0	0	0	0	0	0	0	0	1	5	0
LUCENA ss	4	1	1	0	0	0	0	0	0	0	0	0	0	2	0	1	0	2	1	0
GARCIA c	4	0	1	1	0	0	0	0	0	0	0	0	0	0	0	0	0	5	0	1
COLMENARES 1b	3	0	1	0	0	0	0	1	0	0	0	0	0	1	0	1	0	13	0	1
ZORRILLA cf	4	0	0	0	0	0	0	0	0	0	0	0	0	3	0	1	1	3	0	0
YEPEZ 3b	3	0	0	0	0	0	0	1	0	0	0	0	0	0	0	0	0	0	4	0
GONZALEZ rf	3	0	0	0	0	0	0	0	0	0	0	0	0	0	0	0	0	2	0	0
ZABALETA lf	3	0	0	0	0	0	0	0	0	0	0	0	0	0	0	0	0	0	0	0
MONTANO dh	2	0	0	0	0	0	0	0	0	0	0	0	0	1	0	0	0	0	0	0
ALVARADO ph/dh	1	0	1	0	0	0	0	0	0	0	0	0	0	0	0	0	0	0	0	0
ANGULO p	0	0	0	0	0	0	0	0	0	0	0	0	0	0	0	0	0	0	0	1
DURAN p	0	0	0	0	0	0	0	0	0	0	0	0	0	0	0	0	0	1	5	0
INDRIAGO p	0	0	0	0	0	0	0	0	0	0	0	0	0	0	0	0	0	0	0	0
CABRERA p	0	0	0	0	0	0	0	0	0	0	0	0	0	0	0	0	0	0	0	0
Totals.....	31	2	5	1	1	0	0	2	0	0	0	0	0	7	0	3	1	27	15	3

Colombia	IP	H	R	ER	BB	SO	WP	HB	BK	IBB	SH	SF	CI	2B	3B	HR	AB	BF	FO	GO	NP
MARRUGO W,1-0	6.0	4	2	0	2	5	1	0	0	0	0	0	0	1	0	0	21	23	3	9	90
VCRISMATT S,1	3.0	1	0	0	0	2	0	0	0	0	0	0	0	0	0	0	10	10	4	3	39
Venezuela	IP	H	R	ER	BB	SO	WP	HB	BK	IBB	SH	SF	CI	2B	3B	HR	AB	BF	FO	GO	NP
ANGULO L,0-1	0.1	4	3	2	0	1	0	0	0	0	0	0	0	0	1	0	6	6	0	0	19
DURAN	6.0	4	3	2	3	1	0	1	0	0	1	0	0	1	1	0	20	25	5	11	89
INDRIAGO	1.2	2	0	0	0	3	1	1	0	0	0	0	0	0	0	0	8	9	1	2	24
CABRERA	1.0	2	1	1	0	1	0	0	0	0	0	0	0	1	0	0	5	5	1	1	20

Umpires - HP: LIM Jae Hoon (KOR) 1B: PARK Seong Jun (KOR) 3B: KULHANEK David (CZE)  
Start: 11:16 Time: 2:20 Attendance: 50

Weather: Rainny

Game notes:

Scorers: SUMI Takuya (JPN), IN HEE Han (KOR), WOO JUN An (KOR)

TC: HYUK Son (KOR), SANTIAGO George (PUR)

Game: 01

## Resultado del Partido – Game Summary 02



# JAPAN - CZECH REPUBLIC



18U World Championship - Seoul 2012  
Japan 7 (4-1), Czech Republic 0 (0-5) - Composite Box Score  
Sep 04, 2012 at Seoul (Jamsil)

Japan 7, Czech Republic 0 (Sep 04, 2012 at Seoul)

```
-----
Czech Republic..... 000 00 - 0 4 0      (0-5)
Japan.....           024 10 - 7 10 0     (4-1)
-----
```

### Czech Republic 0 (0-5)

Player	AB	R	H	BI	2B	3B	HR	BB	SB	CS	HP	SH	SF	SO	IBB	KL	GDP	PO	A	E
ONDRACEK 2b	2	0	0	0	0	0	0	0	0	0	0	0	0	0	0	0	0	0	1	0
AUBRECHT rf	2	0	0	0	0	0	0	0	0	0	0	0	0	1	0	0	0	0	1	0
SAZAVSKY cf	2	0	0	0	0	0	0	0	0	0	0	0	0	1	0	1	0	0	0	0
VYKOUKAL dh	2	0	1	0	0	0	0	0	0	1	0	0	0	0	0	0	0	0	0	0
MATKO 1b	2	0	1	0	0	0	0	0	0	0	0	0	0	1	0	0	0	7	0	0
MUZIK c	2	0	0	0	0	0	0	0	0	0	0	0	0	1	0	0	0	3	0	0
MOSTEK lf	2	0	1	0	0	0	0	0	0	0	0	0	0	1	0	0	0	2	0	0
VOHANKA 3b	2	0	1	0	0	0	0	0	0	0	0	0	0	0	0	0	0	1	1	0
HAJTMAR ss	2	0	0	0	0	0	0	0	0	0	0	0	0	0	0	0	0	0	6	0
ERCOLI p	0	0	0	0	0	0	0	0	0	0	0	0	0	0	0	0	0	0	0	0
VANEK p	0	0	0	0	0	0	0	0	0	0	0	0	0	0	0	0	0	0	0	0
Totals.....	18	0	4	0	0	0	0	0	0	1	0	0	0	5	0	1	0	13	9	0

### Japan 7 (4-1)

Player	AB	R	H	BI	2B	3B	HR	BB	SB	CS	HP	SH	SF	SO	IBB	KL	GDP	PO	A	E
MORI c	3	0	1	0	0	0	0	0	0	0	0	0	0	0	0	0	0	5	1	0
IYOTA 2b	2	1	0	0	0	0	0	1	1	0	0	0	0	0	0	0	0	1	1	0
TAMURA 3b	3	1	1	0	0	0	0	0	0	0	0	0	0	0	0	0	0	1	0	0
OTANI dh	2	2	2	2	0	1	0	1	0	0	0	0	0	0	0	0	0	0	0	0
TAKAHASHI lf	3	1	2	1	0	0	0	0	0	0	0	0	0	0	0	0	0	1	0	0
MIZUMOTO cf	3	1	1	1	0	1	0	0	0	0	0	0	0	1	0	0	0	1	0	0
SASAGAWA rf	2	1	1	1	0	0	0	0	0	0	1	0	0	0	0	0	0	1	0	0
TABATA 1b	2	0	1	0	0	0	0	0	0	0	0	0	0	0	0	0	0	3	1	0
HOJO ss	2	0	1	1	0	0	0	0	0	0	0	0	0	0	0	0	0	1	2	0
OKANO p	0	0	0	0	0	0	0	0	0	0	0	0	0	0	0	0	0	1	0	0
Totals.....	22	7	10	6	0	2	0	2	1	0	1	0	0	1	0	0	0	15	5	0

Czech Republic	IP	H	R	ER	BB	SO	WP	HB	BK	IBB	SH	SF	CI	2B	3B	HR	AB	BF	FO	GO	NP
ERCOLI L,0-2	2.0	4	3	3	2	1	1	0	0	0	0	0	0	0	0	0	9	11	1	3	47
VANEK	2.1	6	4	4	0	0	1	1	1	0	0	0	0	0	2	0	13	14	2	5	48

Japan	IP	H	R	ER	BB	SO	WP	HB	BK	IBB	SH	SF	CI	2B	3B	HR	AB	BF	FO	GO	NP
OKANO W,1-0	5.0	4	0	0	0	5	0	0	0	0	0	0	0	0	0	0	18	18	5	4	70

Umpires - HP: KIM Do Hyung (KOR) 1B: HOWARD Gregory (AUS) 3B: HWANG Suk Man (KOR)  
Start: 12:00 Time: 1:15 Attendance: 45

Weather: Overcast

Game notes:

Scorers: DROST Feiko (NED), HWANG Sung Jun (KOR), OH Ik Hwan (KOR)

TC: LIN Hua Wei (TPE), LEE Kyu Seok (KOR)

ERCOLI faced 1 batter in the 3rd.

Game: 02



Resultado del Partido – Game Summary 03



NETHERLAND – SOUTH KOREA



Game delated due to Rain

Juego Cancelado debido a la Lluvia

Resultado del Partido – Game Summary 04



ITALY - CHINESE TAIPEI



Game delated due to Rain

Juego Cancelado debido a la Lluvia

## Resultado del Partido – Game Summary 05



# PANAMA – CANADA (Re-scheduled – Reprogramado)



18U World Championship – Seoul 2012  
Canada 10 (4-1), Panama 1 (2-0) – Composite Box Score  
Sep 05, 2012 at Seoul (Mokdong)

Canada 10, Panama 1 (Sep 05, 2012 at Seoul)

```
-----
Canada..... 231 200 020 - 10 14 0      (4-1)
Panama..... 000 010 000 - 1 3 2        (2-0)
-----
```

### Canada 10 (4-1)

Player	AB	R	H	BI	2B	3B	HR	BB	SB	CS	HP	SH	SF	SO	IBB	KL	GDP	PO	A	E
ROBSON cf	3	2	2	0	1	0	0	3	0	0	0	0	0	1	0	1	0	1	0	0
HANN 2b	6	2	2	0	1	0	0	0	0	0	0	0	0	1	0	0	0	4	3	0
DESOUZA lf	5	0	1	2	1	0	0	1	0	0	0	0	0	1	0	0	0	0	0	0
MORGAN rf	3	1	0	1	0	0	0	1	0	0	1	0	0	0	0	0	0	3	0	0
SIDDALL 1b	5	2	3	1	2	0	0	0	0	0	0	0	0	1	0	0	0	9	1	0
HODGES 3b	5	0	2	1	0	0	0	0	0	0	0	0	0	0	0	0	0	1	4	0
NAYLOR dh	5	1	2	1	1	0	0	0	0	0	0	0	0	0	0	0	0	0	0	0
SPIWAK c	3	1	0	0	0	0	0	0	0	0	0	0	0	0	0	0	0	6	0	0
SHAW ph/c	2	0	0	0	0	0	0	0	0	0	0	0	0	1	0	1	0	1	0	0
TRIOLO ss	3	1	1	1	1	0	0	0	0	0	0	0	0	0	0	0	0	2	2	0
PINERO ph/ss	2	0	1	0	1	0	0	0	0	0	0	0	0	0	0	0	0	0	2	0
DYKXHOORN p	0	0	0	0	0	0	0	0	0	0	0	0	0	0	0	0	0	0	0	0
BOTNICK p	0	0	0	0	0	0	0	0	0	0	0	0	0	0	0	0	0	0	0	0
Totals.....	42	10	14	7	8	0	0	5	0	0	1	0	0	5	0	2	0	27	12	0

### Panama 1 (2-0)

Player	AB	R	H	BI	2B	3B	HR	BB	SB	CS	HP	SH	SF	SO	IBB	KL	GDP	PO	A	E
OROZCO 2b	3	0	1	0	0	0	0	1	0	0	0	0	0	1	0	0	0	2	3	0
SOSA dh	3	0	0	0	0	0	0	0	0	0	0	0	0	0	0	0	0	0	0	0
RAMOS ph	0	0	0	0	0	0	0	1	0	0	0	0	0	0	0	0	0	0	0	0
JORDAN pr	0	0	0	0	0	0	0	0	0	0	0	0	0	0	0	0	0	0	0	0
SANJUR 3b	4	0	0	0	0	0	0	0	0	0	0	0	0	1	0	0	0	1	1	0
HO rf	4	0	0	0	0	0	0	0	0	0	0	0	0	2	0	0	0	1	0	0
DIAZ c	3	0	0	0	0	0	0	1	0	0	0	0	0	1	0	1	0	7	0	0
SERRANO cf	4	1	1	0	0	0	0	0	0	0	0	0	0	0	0	0	1	5	0	1
SANTOS lf	2	0	1	0	0	0	0	1	0	0	0	0	0	0	0	0	0	0	0	0
MALOFF 1b	3	0	0	0	0	0	0	0	0	0	0	0	0	1	0	0	1	10	0	1
PIMENTEL ss	3	0	0	0	0	0	0	0	0	0	0	0	0	1	0	0	0	1	2	0
SANTAMARIA p	0	0	0	0	0	0	0	0	0	0	0	0	0	0	0	0	0	0	0	0
GONZALEZ J p	0	0	0	0	0	0	0	0	0	0	0	0	0	0	0	0	0	0	0	0
ESCALANTE p	0	0	0	0	0	0	0	0	0	0	0	0	0	0	0	0	0	0	1	0
Totals.....	29	1	3	0	0	0	0	4	0	0	0	0	0	7	0	1	2	27	7	2

Canada	IP	H	R	ER	BB	SO	WP	HB	BK	IBB	SH	SF	CI	2B	3B	HR	AB	BF	FO	GO	NP
DYKXHOORN W,2-0	7.1	3	1	1	2	7	1	0	0	0	0	0	0	0	0	0	24	26	4	9	89
BOTNICK	1.2	0	0	0	2	0	0	0	0	0	0	0	0	0	0	0	5	7	3	2	28
Panama	IP	H	R	ER	BB	SO	WP	HB	BK	IBB	SH	SF	CI	2B	3B	HR	AB	BF	FO	GO	NP
SANTAMARIA L,1-1	2.1	7	6	3	0	3	2	1	0	0	0	0	0	5	0	0	15	16	3	1	57
GONZALEZ J	5.0	5	3	3	4	2	1	0	0	0	0	0	0	1	0	0	20	24	9	4	84
ESCALANTE	1.2	2	1	1	1	0	1	0	0	0	0	0	0	2	0	0	7	8	1	4	28

Umpires - HP: TAURELLI Marco (ITA) 1B: YANG Jae Man (KOR) 3B: WAKABAYASHI Kou (JPN)  
Start: 10:33 Time: 2:41 Attendance: 78

Weather: Sunny

Game notes:

Scorers: SUMI Takuya (JPN), MOLONEY Jennie (AUS), KIM Young Sung (KOR)

TC: PICKETT Brett (AUS), SON Hyuk (KOR)

Game: 05

## Resultado del Partido – Game Summary 06



# USA – AUSTRALIA (Re-scheduled – Reprogramado)



18U World Championship - Seoul 2012  
U.S.A. 6 (4-1), Australia 2 (2-3) - Composite Box Score  
Sep 05, 2012 at Seoul (Jamsil)

U.S.A. 6, Australia 2 (Sep 05, 2012 at Seoul)

```
-----
Australia..... 000 000 002 - 2 3 4      (2-3)
U.S.A.....      000 011 22X - 6 7 2      (4-1)
-----
```

### Australia 2 (2-3)

Player	AB	R	H	BI	2B	3B	HR	BB	SB	CS	HP	SH	SF	SO	IBB	KL	GDP	PO	A	E
HARGREAVES cf	4	0	1	0	0	0	0	0	1	0	0	0	0	0	0	0	0	1	0	0
SHEPHERD 3b	3	1	0	0	0	0	0	1	0	0	0	0	0	1	0	0	0	1	2	0
SAYERS ss	3	1	0	0	0	0	0	1	0	0	0	0	0	0	0	0	0	2	1	1
WARNER lb	4	0	0	0	0	0	0	0	0	0	0	0	0	1	0	0	0	9	0	0
KENNELLY J dh	3	0	1	2	1	0	0	1	0	0	0	0	0	1	0	0	0	0	0	0
LESLIE rf	4	0	0	0	0	0	0	0	0	0	0	0	2	0	0	0	0	5	0	0
PERKINS c	3	0	1	0	0	0	0	1	0	1	0	0	0	1	0	1	0	3	1	2
IHLE lf	3	0	0	0	0	0	0	1	0	0	0	0	0	1	0	0	0	2	0	0
KENNELLY S 2b	4	0	0	0	0	0	0	0	0	0	0	0	0	1	0	1	0	1	3	0
KENNEDY p	0	0	0	0	0	0	0	0	0	0	0	0	0	0	0	0	0	0	0	1
MCGRATH p	0	0	0	0	0	0	0	0	0	0	0	0	0	0	0	0	0	0	0	0
Totals.....	31	2	3	2	1	0	0	5	1	1	0	0	0	8	0	2	0	24	7	4

### U.S.A. 6 (4-1)

Player	AB	R	H	BI	2B	3B	HR	BB	SB	CS	HP	SH	SF	SO	IBB	KL	GDP	PO	A	E
BOLDT cf	3	1	0	0	0	0	0	0	2	0	2	0	0	0	0	0	0	1	0	0
NUNEZ 2b/3b	3	1	0	0	0	0	0	1	2	0	1	0	0	0	0	0	0	2	2	0
MARTINEZ 3b	4	0	0	0	0	0	0	1	1	0	0	0	0	0	1	0	0	0	4	1
BRIGMAN pr/2b	0	1	0	0	0	0	0	0	1	0	0	0	0	0	0	0	0	1	0	0
MCGUIRE R dh	4	0	3	2	1	0	0	1	0	0	0	0	0	1	0	0	0	0	0	0
MCGUIRE A lf	4	1	0	0	0	0	0	1	1	0	0	0	0	2	0	0	0	2	0	0
ABREU rf	4	0	0	0	0	0	0	0	0	0	0	0	0	0	0	0	0	0	0	0
OKEY c	4	2	2	1	1	0	0	0	1	0	0	0	0	0	0	0	0	8	1	0
BIGGIO lb	3	0	0	0	0	0	0	1	0	0	0	0	0	0	0	0	0	12	1	0
ARROYO ss	4	0	2	1	1	0	0	0	1	0	0	0	0	0	0	0	0	1	2	1
OLSON p	0	0	0	0	0	0	0	0	0	0	0	0	0	0	0	0	0	0	2	0
KILICHOWSKI p	0	0	0	0	0	0	0	0	0	0	0	0	0	0	0	0	0	0	0	0
HEADY p	0	0	0	0	0	0	0	0	0	0	0	0	0	0	0	0	0	0	0	0
DAVIS p	0	0	0	0	0	0	0	0	0	0	0	0	0	0	0	0	0	0	0	0
Totals.....	33	6	7	4	3	0	0	5	9	0	3	0	0	3	1	0	0	27	12	2

Australia	IP	H	R	ER	BB	SO	WP	HB	BK	IBB	SH	SF	CI	2B	3B	HR	AB	BF	FO	GO	NP
KENNEDY L,0-1	5.0	3	1	1	2	2	0	2	0	1	0	0	0	1	0	0	19	23	7	6	98
MCGRATH	3.0	4	5	2	3	1	1	1	0	0	0	0	0	2	0	0	14	18	4	4	75
U.S.A.	IP	H	R	ER	BB	SO	WP	HB	BK	IBB	SH	SF	CI	2B	3B	HR	AB	BF	FO	GO	NP
OLSON W,1-0	8.0	2	0	0	1	7	0	0	0	0	0	0	0	0	0	0	27	28	6	10	119
KILICHOWSKI	0.0	0	2	2	2	0	0	0	0	0	0	0	0	0	0	0	0	2	0	0	13
HEADY	0.2	1	0	0	2	0	1	0	0	0	0	0	0	1	0	0	3	5	1	1	17
DAVIS S,1	0.1	0	0	0	0	1	0	0	0	0	0	0	0	0	0	0	1	1	0	0	3

Umpires - HP: YAMAGUCHI Tomo (JPN) 1B: PARK Hi Young (KOR) 3B: PIMENTEL Osmel (VEN)  
Start: 10:30 Time: 2:50 Attendance: 150

Weather: Partly Cloudy

Game notes:

Scorers: DROST Feiko (NED), OH Ik Hwan (KOR), AN Woo Jun (KOR)

TC: SANTIAGO George (PUR), ASO Koji (JPN)

KILICHOWSKI faced 2 batters in the 9th.

Game: 06

## Resultado del Partido – Game Summary 07



# COLOMBIA - AUSTRALIA



18U World Championship - Seoul 2012  
Australia 7 (1-0), Columbia 4 (0-1) - Composite Box Score  
Aug 31, 2012 at Seoul (Jamsil)

Australia 7, Columbia 4 (Aug 31, 2012 at Seoul)

Australia.....	100	010	302	-	7	8	0	(1-0)
Columbia.....	000	001	003	-	4	7	1	(0-1)

### Australia 7 (1-0)

Player	AB	R	H	BI	2B	3B	HR	BB	SB	CS	HP	SH	SF	SO	IBB	KL	GDP	PO	A	E
HARGREAVES cf	4	1	2	2	1	0	0	1	1	0	1	0	0	0	0	0	0	1	0	0
IHLE lf	4	0	0	0	0	0	0	1	1	0	0	0	0	2	0	0	0	0	0	0
HOSCHKE lf	1	0	0	0	0	0	0	0	0	0	0	0	0	1	0	0	0	0	0	0
SAYERS ss	5	1	1	1	0	1	0	1	0	0	0	0	0	1	0	0	0	2	2	0
WARNER 2b/1b	5	1	1	0	0	0	0	1	0	0	0	0	0	0	0	0	0	5	2	0
SHEPHERD 3b	4	1	1	0	0	0	0	0	0	0	1	0	0	2	0	1	1	0	3	0
LESLIE rf	2	2	1	0	0	0	0	2	0	0	1	0	0	1	0	0	0	1	0	0
PERKINS c	2	1	0	1	0	0	0	3	0	0	0	0	0	1	0	0	0	9	2	0
KENNELLY J dh	3	0	1	1	0	0	0	2	0	0	0	0	0	0	0	0	0	0	0	0
HASS 1b	3	0	1	1	1	0	0	0	0	0	0	0	1	0	0	0	0	8	0	0
KENNELLY S ph/2b	0	0	0	1	0	0	0	0	0	0	1	0	0	0	0	0	0	1	1	0
MCGRATH p	0	0	0	0	0	0	0	0	0	0	0	0	0	0	0	0	0	0	1	0
WILSON p	0	0	0	0	0	0	0	0	0	0	0	0	0	0	0	0	0	0	1	0
HOLLAND p	0	0	0	0	0	0	0	0	0	0	0	0	0	0	0	0	0	0	1	0
ZAHRADNIK p	0	0	0	0	0	0	0	0	0	0	0	0	0	0	0	0	0	0	0	0
Totals.....	33	7	8	7	2	1	0	11	2	0	4	0	1	8	0	1	1	27	13	0

### Columbia 4 (0-1)

Player	AB	R	H	BI	2B	3B	HR	BB	SB	CS	HP	SH	SF	SO	IBB	KL	GDP	PO	A	E
MORELOS ss	4	1	2	0	1	0	0	1	0	1	0	0	0	0	0	0	1	2	0	0
FUENTES 3b	3	0	0	0	0	0	0	2	0	0	0	0	0	2	0	1	0	0	4	0
CANO rf	2	0	0	0	0	0	0	2	0	0	0	0	0	0	0	0	0	1	0	0
JIMENEZ G 1b	4	0	1	1	0	0	0	0	0	0	0	0	0	2	0	0	0	5	1	1
NORIEGA c	4	1	1	0	0	0	0	0	0	0	0	0	0	1	0	0	1	8	1	0
PERINAN 2b	3	1	1	0	0	0	0	1	0	0	0	0	0	1	0	1	0	3	3	0
RIPOLL dh	3	0	0	0	0	0	0	0	0	0	0	0	0	1	0	0	0	0	0	0
GARCIA W ph	1	1	1	1	0	0	0	0	0	0	0	0	0	0	0	0	0	0	0	0
PALACIOS cf	3	0	0	0	0	0	0	1	0	0	0	0	0	0	0	0	0	4	0	0
JIMENEZ Y lf	3	0	1	0	0	0	0	0	0	1	0	0	0	2	0	0	0	3	0	0
LIAMAS ph	0	0	0	1	0	0	0	1	0	0	0	0	0	0	0	0	0	0	0	0
VCRISMATT p	0	0	0	0	0	0	0	0	0	0	0	0	0	0	0	0	0	0	0	0
PEREZ p	0	0	0	0	0	0	0	0	0	0	0	0	0	0	0	0	0	1	0	0
OLMOS p	0	0	0	0	0	0	0	0	0	0	0	0	0	0	0	0	0	0	0	0
HERNANDEZ p	0	0	0	0	0	0	0	0	0	0	0	0	0	0	0	0	0	0	0	0
RUIZ p	0	0	0	0	0	0	0	0	0	0	0	0	0	0	0	0	0	0	0	0
Totals.....	30	4	7	3	1	0	0	8	0	2	0	0	0	9	0	2	2	27	9	1

Australia	IP	H	R	ER	BB	SO	WP	HB	BK	IBB	SH	SF	CI	2B	3B	HR	AB	BF	FO	GO	NP
MCGRATH W,1-0	5.1	2	1	1	4	6	3	0	0	0	0	0	0	0	0	0	16	20	4	4	68
WILSON	1.2	2	0	0	1	2	0	0	0	0	0	0	0	0	0	0	6	7	0	2	21
HOLLAND	1.0	1	0	0	0	0	0	0	0	0	0	0	0	1	0	0	4	4	1	2	11
ZAHRADNIK	1.0	2	3	3	3	1	0	0	0	0	0	0	0	0	0	0	4	7	0	1	28
Columbia	IP	H	R	ER	BB	SO	WP	HB	BK	IBB	SH	SF	CI	2B	3B	HR	AB	BF	FO	GO	NP
VCRISMATT L,0-1	4.2	3	2	2	4	4	0	2	0	0	0	0	0	1	1	0	17	23	7	3	87
PEREZ	1.1	0	0	0	3	0	0	0	0	0	0	0	0	0	0	0	4	7	2	1	34
OLMOS	0.0	1	3	3	1	0	0	1	0	0	0	0	0	0	0	0	1	3	0	0	9
HERNANDEZ	2.0	4	2	2	3	2	0	1	0	0	0	1	0	1	0	0	8	13	2	1	51
RUIZ	1.0	0	0	0	0	2	0	0	0	0	0	0	0	0	0	0	3	3	1	0	9

Umpires - HP: YANG Jae Man (KOR), 1B: WAKABAYASHI Kou(JPN), 3B: FEMIN Batista (PAN)  
Start: 10:08 Time: 2:55 Attendance: 100

Weather: Sunny

Game notes:

Scorers : SUMI Takuya (JPN), MOLONEY Jennie(AUS), KIM Young Sung (KOR)

T.C. : SON Hyuk (KOR), PARK Ro-Jun (KOR)

OLMOS faced 3 batters in the 7th.

HERNANDEZ faced 5 batters in the 9th.

Game: 07

## Resultado del Partido – Game Summary 08



# PANAMA - ITALY



18U World Championship - Seoul 2012  
Panama 2 (1-0), Italy 0 (0-1) - Composite Box Score  
Aug 31, 2012 at Seoul (Mokdong)

Panama 2, Italy 0 (Aug 31, 2012 at Seoul)

```
-----
Italy..... 000 000 000 - 0 4 1      (0-1)
Panama..... 001 000 10X - 2 7 1      (1-0)
-----
```

Italy 0 (0-1)

Player	AB	R	H	BI	2B	3B	HR	BB	SB	CS	HP	SH	SF	SO	IBB	KL	GDP	PO	A	E
GARBELLA rf	4	0	1	0	0	0	0	0	0	0	0	0	0	1	0	0	0	0	0	0
PULZETTI 2b	4	0	0	0	0	0	0	0	0	0	0	0	0	1	0	1	1	1	2	0
MERCURI ss	4	0	1	0	0	0	0	0	0	0	0	0	0	0	0	0	0	0	3	0
MINEO c	4	0	0	0	0	0	0	0	0	0	0	0	0	1	0	0	0	8	0	0
BENETTI 3b	2	0	1	0	0	0	0	2	0	1	0	0	0	1	0	1	0	0	1	1
MAESTRI dh	4	0	0	0	0	0	0	0	0	0	0	0	0	2	0	1	0	0	0	0
BONIARDI lf	3	0	1	0	0	0	0	1	0	0	0	0	0	0	0	0	0	3	0	0
TRINCI lb	2	0	0	0	0	0	0	1	0	0	0	0	0	1	0	1	0	7	0	0
GASPARINI cf	3	0	0	0	0	0	0	0	0	0	0	0	0	1	0	0	0	5	0	0
GRADALI p	0	0	0	0	0	0	0	0	0	0	0	0	0	0	0	0	0	0	0	0
VARIN p	0	0	0	0	0	0	0	0	0	0	0	0	0	0	0	0	0	0	1	0
Totals.....	30	0	4	0	0	0	0	4	0	1	0	0	0	8	0	4	1	24	7	1

Panama 2 (1-0)

Player	AB	R	H	BI	2B	3B	HR	BB	SB	CS	HP	SH	SF	SO	IBB	KL	GDP	PO	A	E
OROZCO lf/2b	3	0	2	1	0	0	0	0	1	0	0	0	1	0	0	0	0	5	2	0
JORDAN 2b	3	0	0	0	0	0	0	0	0	0	0	0	0	1	0	0	0	0	0	0
RAMOS ph	1	0	0	0	0	0	0	0	0	0	0	0	0	0	0	0	0	0	0	0
SANTOS lf	0	0	0	0	0	0	0	0	0	0	0	0	0	0	0	0	0	0	0	0
SANJUR 3b	4	0	2	1	0	0	0	0	0	0	0	0	0	0	0	0	0	1	1	1
MOSCOTE c	4	0	1	0	0	0	0	0	0	0	0	0	0	0	0	0	0	5	4	0
HO rf	4	0	0	0	0	0	0	0	0	0	0	0	0	2	0	0	0	1	0	0
SERRANO cf	3	0	0	0	0	0	0	0	0	0	0	0	0	0	0	0	0	1	0	0
DIAZ dh	3	0	0	0	0	0	0	0	0	0	0	0	0	1	0	0	0	0	0	0
MALOFF lb	3	0	0	0	0	0	0	0	0	0	0	0	0	1	0	0	0	11	1	0
SOSA ss	3	2	2	0	0	1	0	0	0	0	0	0	0	1	0	0	0	2	4	0
SANTAMARIA p	0	0	0	0	0	0	0	0	0	0	0	0	0	0	0	0	0	1	2	0
GUZMAN p	0	0	0	0	0	0	0	0	0	0	0	0	0	0	0	0	0	0	0	0
Totals.....	31	2	7	2	0	1	0	0	1	0	0	0	1	6	0	0	0	27	14	1

Italy	IP	H	R	ER	BB	SO	WP	HB	BK	IBB	SH	SF	CI	2B	3B	HR	AB	BF	FO	GO	NP
GRADALI L,0-1	6.0	6	1	1	0	4	0	0	0	0	0	0	0	0	0	0	25	25	8	6	87
VARIN	2.0	1	1	1	0	2	0	0	0	0	0	1	0	0	1	0	6	7	3	1	26

Panama	IP	H	R	ER	BB	SO	WP	HB	BK	IBB	SH	SF	CI	2B	3B	HR	AB	BF	FO	GO	NP
SANTAMARIA W,1-0	7.0	1	0	0	4	7	0	0	0	0	0	0	0	0	0	0	21	25	6	7	107
GUZMAN S,1	2.0	3	0	0	0	1	0	0	1	0	0	0	0	0	0	0	9	9	2	2	26

Umpires - HP: HOWARD Gregory (AUS) 1B: SWEENEY Kevin (USA) 3B: LIM Jae Hoon (KOR)  
Start: 10:00 Time: 2:24 Attendance: 70

Weather: Sunny

Game notes:

Scorers: DROST Feiko (NED), OH Ik Hwan (KOR), AN Woo Jun (KOR)

TC: ASO Koji (JPN), KANG Moon Kil (KOR)

Game: 08

## Resultado del Partido – Game Summary 09



# CANADA - JAPAN



18U World Championship - Seoul 2012  
 Canada 6 (1-0), Japan 5 (0-1) - Composite Box Score  
 Aug 31, 2012 at Seoul (Mokdong)

Canada 6, Japan 5 (Aug 31, 2012 at Seoul)

```
-----
Japan..... 200 000 300 0 - 5 7 0      (0-1)
Canada..... 001 200 002 1 - 6 6 2      (1-0)
-----
```

### Japan 5 (0-1)

Player	AB	R	H	BI	2B	3B	HR	BB	SB	CS	HP	SH	SF	SO	IBB	KL	GDP	PO	A	E
MORI c	4	2	1	0	0	0	0	1	0	0	0	0	0	0	0	0	0	10	1	0
IYOTA 2b	4	1	1	0	0	0	0	0	0	0	0	2	0	1	0	1	0	6	1	0
TAMURA 3b	6	1	3	1	0	0	0	0	0	0	0	0	0	0	0	0	0	1	1	0
OTANI p/lf	3	0	1	2	0	0	0	1	0	0	0	0	1	0	1	0	0	0	0	0
HOJO ss	4	0	1	1	0	0	0	1	0	0	0	0	0	1	0	0	0	0	5	0
MIZUMOTO cf	3	0	0	0	0	0	0	1	0	0	0	0	0	1	0	1	0	1	0	0
SASAGAWA rf	3	0	0	0	0	0	0	0	0	0	0	1	0	0	0	0	0	3	0	0
KANEKO lb	2	1	0	0	0	0	0	2	0	0	0	0	0	0	0	0	0	7	0	0
SATO lf	2	0	0	0	0	0	0	0	0	0	0	0	0	1	0	1	0	1	0	0
OTSUKA p	1	0	0	0	0	0	0	0	0	1	0	1	0	0	0	0	0	0	0	0
KAMBARA p	0	0	0	0	0	0	0	0	0	0	0	0	0	0	0	0	0	0	0	0
Totals.....	32	5	7	4	0	0	0	6	0	1	0	4	1	4	1	3	0	29	8	0

### Canada 6 (1-0)

Player	AB	R	H	BI	2B	3B	HR	BB	SB	CS	HP	SH	SF	SO	IBB	KL	GDP	PO	A	E
ROBSON cf	4	1	1	0	0	0	0	1	1	0	0	0	0	1	0	1	0	3	0	0
HANN 2b	5	0	1	1	0	0	0	0	0	0	0	1	0	0	0	0	0	5	1	0
DESOUZA lf	4	0	0	0	0	0	0	1	0	0	0	0	0	2	1	1	0	3	0	0
MORGAN rf	5	0	0	0	0	0	0	0	0	0	0	0	0	3	0	0	0	0	0	0
SIDDALL lb	3	1	0	0	0	0	0	0	0	0	1	0	0	2	0	0	0	12	2	1
NAYLOR dh	4	0	0	0	0	0	0	0	0	0	0	0	0	1	0	0	0	0	0	0
PINERO ss	2	2	1	0	0	0	0	2	0	0	0	0	0	0	0	0	0	3	3	1
SHAW c	0	0	0	0	0	0	0	0	0	0	0	0	0	0	0	0	0	0	1	0
SPIWAK c	3	0	1	1	0	0	0	0	0	0	0	0	0	1	0	0	0	4	0	0
TRIOLO ph/ss	1	0	0	0	0	0	0	0	0	0	0	0	0	0	0	0	0	0	0	0
HODGES 3b	3	2	2	3	0	0	1	1	0	0	0	0	0	0	0	0	0	0	3	0
KELLOGG p	0	0	0	0	0	0	0	0	0	0	0	0	0	0	0	0	0	0	3	0
SEABROOKE p	0	0	0	0	0	0	0	0	0	0	0	0	0	0	0	0	0	0	0	0
QUANTRILL p	0	0	0	0	0	0	0	0	0	0	0	0	0	0	0	0	0	0	1	0
DAWE p	0	0	0	0	0	0	0	0	0	0	0	0	0	0	0	0	0	0	0	0
SEIFRIT p	0	0	0	0	0	0	0	0	0	0	0	0	0	0	0	0	0	0	0	0
Totals.....	34	6	6	5	0	0	1	5	1	0	1	1	0	10	1	2	0	30	14	2

Japan	IP	H	R	ER	BB	SO	WP	HB	BK	IBB	SH	SF	CI	2B	3B	HR	AB	BF	FO	GO	NP
OTANI	3.1	3	3	3	4	4	1	1	0	0	0	0	0	0	0	0	13	18	2	4	84
OTSUKA	5.2	3	2	2	0	5	0	0	0	0	0	0	0	0	0	1	20	20	6	6	64
KAMBARA L,0-1	0.2	0	1	0	1	1	1	0	0	1	1	0	0	0	0	0	1	3	0	1	11

Canada	IP	H	R	ER	BB	SO	WP	HB	BK	IBB	SH	SF	CI	2B	3B	HR	AB	BF	FO	GO	NP
KELLOGG	6.2	6	5	2	3	3	1	0	0	0	2	1	0	0	0	0	24	30	8	7	120
SEABROOKE	0.1	1	0	0	0	0	0	0	0	0	0	0	0	0	0	0	2	2	1	0	5
QUANTRILL	1.0	0	0	0	1	0	0	0	0	0	1	0	0	0	0	0	2	4	2	1	15
DAWE	1.0	0	0	0	2	1	1	0	0	1	1	0	0	0	0	0	2	5	0	2	21
SEIFRIT W,1-0	1.0	0	0	0	0	0	0	0	0	0	0	0	0	0	0	0	2	2	0	2	10

Umpires - HP: PARK Hi Young (KOR) 1B: PIMENTEL Osmel (VEN) 3B: KIM Do Hyung (KOR)  
 Start: 14:00 Time: 3:04 Attendance: 125

Weather: Sunny

Game notes:

Scorers: DROST Feiko (NED), OH Ik Hwan (KOR), AN Woo Jun (KOR)

TC: LIN Hua Wei (TPE), KIM Byung Il (KOR)

Game: 09

## Resultado del Partido – Game Summary 10



# SOUTH KOREA - VENEZUELA



18U World Championship - Seoul 2012  
 South Korea 2 (1-0), Venezuela 1 (0-1) - Composite Box Score  
 Aug 31, 2012 at Seoul (Jamsil)

South Korea 2, Venezuela 1 (Aug 31, 2012 at Seoul)

```

-----
Venezuela..... 000 010 000 - 1 4 1      (0-1)
South Korea..... 002 000 00X - 2 12 1     (1-0)
-----
  
```

### Venezuela 1 (0-1)

Player	AB	R	H	BI	2B	3B	HR	BB	SB	CS	HP	SH	SF	SO	IBB	KL	GDP	PO	A	E
LINO cf	2	0	0	0	0	0	0	2	0	0	0	0	0	1	1	1	0	2	0	0
LUCENA ss	4	0	1	0	0	0	0	0	0	0	0	0	0	2	0	1	0	3	2	0
GARCIA c	4	0	0	0	0	0	0	0	0	0	0	0	0	1	0	1	0	7	2	1
LUGO lb	4	0	1	0	0	0	0	0	0	1	0	0	0	3	0	1	0	7	1	0
GONZALEZ dh	4	0	0	0	0	0	0	0	0	0	0	0	0	1	0	0	0	0	0	0
ZORRILLA rf	3	1	1	0	0	0	0	0	0	0	0	0	0	1	0	0	0	2	1	0
YEPEZ 3b	3	0	1	0	0	0	0	0	0	0	0	0	0	0	0	0	0	1	3	0
CUICAS 2b	2	0	0	1	0	0	0	0	0	0	0	0	1	0	0	0	0	2	3	0
ZABALETA lf	2	0	0	0	0	0	0	0	0	0	0	1	0	1	0	1	0	0	0	0
DURAN p	0	0	0	0	0	0	0	0	0	0	0	0	0	0	0	0	0	0	4	0
DELOSRIOS p	0	0	0	0	0	0	0	0	0	0	0	0	0	0	0	0	0	0	0	0
CABRERA p	0	0	0	0	0	0	0	0	0	0	0	0	0	0	0	0	0	0	0	0
Totals.....	28	1	4	1	0	0	0	2	0	1	0	1	1	10	1	5	0	24	16	1

### South Korea 2 (1-0)

Player	AB	R	H	BI	2B	3B	HR	BB	SB	CS	HP	SH	SF	SO	IBB	KL	GDP	PO	A	E
KIM IT rf	4	1	3	0	1	0	0	1	0	0	0	0	0	0	0	0	0	1	0	0
KIM MJ 2b	2	0	0	0	0	0	0	1	0	0	1	1	0	0	0	0	0	2	5	0
KANG ss	4	0	0	0	0	0	0	0	0	0	1	0	0	0	0	0	0	1	3	1
YOON DY dh	2	1	2	1	0	0	0	2	1	1	0	0	0	0	0	0	0	0	0	0
KYE pr	0	0	0	0	0	0	0	0	0	1	0	0	0	0	0	0	0	0	0	0
SIM lb	4	0	2	0	0	0	0	0	0	0	0	0	0	0	0	0	0	8	0	0
LEE WS lf	3	0	1	0	0	0	0	1	0	0	0	0	0	1	0	1	0	1	0	0
SONG JS cf	3	0	1	0	1	0	0	1	0	0	0	0	0	0	0	0	0	2	0	0
HAN c	4	0	1	0	1	0	0	0	0	0	0	0	0	1	0	1	0	10	2	0
YOO 3b	3	0	2	0	0	0	0	0	1	1	1	0	0	1	0	1	0	2	0	0
SHIM p	0	0	0	0	0	0	0	0	0	0	0	0	0	0	0	0	0	0	0	0
SONG JY p	0	0	0	0	0	0	0	0	0	0	0	0	0	0	0	0	0	0	0	0
LEE SM p	0	0	0	0	0	0	0	0	0	0	0	0	0	0	0	0	0	0	0	0
YOON HB p	0	0	0	0	0	0	0	0	0	0	0	0	0	0	0	0	0	0	1	0
Totals.....	29	2	12	1	3	0	0	6	2	3	3	1	0	3	0	3	0	27	11	1

Venezuela	IP	H	R	ER	BB	SO	WP	HB	BK	IBB	SH	SF	CI	2B	3B	HR	AB	BF	FO	GO	NP
DURAN L,0-1	5.2	11	2	2	4	3	0	1	0	0	1	0	0	2	0	0	22	28	2	7	100
DELOSRIOS	1.1	0	0	0	2	0	0	0	0	0	0	0	0	0	0	0	3	5	3	0	19
CABRERA	1.0	1	0	0	0	0	0	2	0	0	0	0	0	1	0	0	4	6	2	1	24

South Korea	IP	H	R	ER	BB	SO	WP	HB	BK	IBB	SH	SF	CI	2B	3B	HR	AB	BF	FO	GO	NP
SHIM	3.1	1	0	0	1	3	0	0	0	0	0	0	0	0	0	0	10	11	2	4	53
SONG JY	1.0	2	1	1	0	1	1	0	0	0	0	0	0	0	0	0	5	5	2	0	17
LEE SM	1.0	1	0	0	1	0	0	0	0	0	1	0	0	0	0	0	3	4	1	1	21
YOON HB W,1-0	3.2	0	0	0	1	5	0	0	0	1	1	0	0	0	0	0	10	12	1	4	33

Umpires - HP: CONDON D (USA) 1B: KULHANEK D (CZE) 3B: YAMAGUCHI T (JPN)  
 Start: 14:05 Time: 2:57 Attendance: 230

Weather: Sunny  
 Game notes:  
 Scorer : SUMI T (JPN) MOLONEY J(AUS) KIM Y (KOR)  
 T.C. : PICKETT (AUS) SANTIAGO G (PUR)  
 Game: 10



## Resultado del Partido – Game Summary 11



# CZECH REPUBLIC - CHINESE TAIPEI



18U World Championship - Seoul 2012  
 Chinese Taipei 6 (1-0), Czech Republic 0 (0-1) - Composite Box Score  
 Aug 31, 2012 at Seoul (Jamsil Stadium)

Chinese Taipei 6, Czech Republic 0 (Aug 31, 2012 at Seoul)

```

-----
Chinese Taipei..... 010 120 011 - 6 7 0      (1-0)
Czech Republic..... 000 000 000 - 0 7 4      (0-1)
-----
  
```

### Chinese Taipei 6 (1-0)

Player	AB	R	H	BI	2B	3B	HR	BB	SB	CS	HP	SH	SF	SO	IBB	KL	GDP	PO	A	E
LEE 3b	3	0	0	1	0	0	0	2	0	0	0	0	0	0	0	0	0	1	1	0
SEN YP lf	3	0	0	0	0	0	0	0	0	0	0	2	0	0	0	0	0	0	0	0
WANG 2b	4	0	0	0	0	0	0	1	0	0	0	0	0	1	0	0	0	0	5	0
LIN TW ss	5	1	1	0	0	0	0	0	0	0	0	0	0	0	0	0	0	0	2	3
TSAI ss	0	0	0	0	0	0	0	0	0	0	0	0	0	0	0	0	0	0	0	0
SU lb	4	3	2	0	0	1	0	1	0	0	0	0	0	0	0	0	0	14	0	0
CHEN YM rf	4	1	1	1	0	0	0	1	0	0	0	0	0	0	0	0	0	0	0	0
LIU CK dh	3	1	2	2	0	0	0	2	1	0	0	0	0	0	0	0	0	0	0	0
LIU SH pr/dh	0	0	0	0	0	0	0	0	0	0	0	0	0	0	0	0	0	0	0	0
CHAN c	4	0	1	1	0	0	0	1	0	0	0	0	0	0	0	0	0	8	2	0
YANG CW pr	0	0	0	0	0	0	0	0	0	0	0	0	0	0	0	0	0	0	0	0
LIN YC c	0	0	0	0	0	0	0	0	0	0	0	0	0	0	0	0	0	1	0	0
TSAO cf	4	0	0	0	0	0	0	1	1	0	0	0	0	1	0	1	0	1	0	0
SEN JH p	0	0	0	0	0	0	0	0	0	0	0	0	0	0	0	0	0	0	0	1
HUANG p	0	0	0	0	0	0	0	0	0	0	0	0	0	0	0	0	0	0	0	1
LIN CH p	0	0	0	0	0	0	0	0	0	0	0	0	0	0	0	0	0	0	0	0
TSENG JH p	0	0	0	0	0	0	0	0	0	0	0	0	0	0	0	0	0	0	0	0
Totals.....	34	6	7	5	0	1	0	9	2	0	0	2	0	2	0	1	0	27	13	0

### Czech Republic 0 (0-1)

Player	AB	R	H	BI	2B	3B	HR	BB	SB	CS	HP	SH	SF	SO	IBB	KL	GDP	PO	A	E
HAJTMAR ss	4	0	0	0	0	0	0	0	0	0	0	0	0	3	0	1	0	4	2	1
ONDRAČEK 2b	4	0	0	0	0	0	0	0	0	0	0	0	0	0	0	0	0	0	4	3
AUBRECHT rf	4	0	2	0	0	0	0	0	0	0	0	0	0	0	0	0	0	0	0	0
SAZAVSKÝ cf	2	0	1	0	0	0	0	1	0	2	1	0	0	0	0	0	0	4	0	0
VYKOUKAL c	4	0	2	0	0	0	0	0	0	0	0	0	0	0	0	0	0	2	0	0
MATKO lb	4	0	1	0	0	0	0	0	0	0	0	0	0	1	0	0	0	13	0	0
MUZIK dh	3	0	0	0	0	0	0	0	0	0	0	0	0	1	0	1	0	0	0	0
BUZGA lf	3	0	0	0	0	0	0	0	0	0	0	0	0	3	0	0	0	3	0	0
VOHANKA 3b	3	0	1	0	0	0	0	0	0	0	0	0	0	0	0	0	0	1	3	0
ERCOLI p	0	0	0	0	0	0	0	0	0	0	0	0	0	0	0	0	0	0	2	0
VANEK p	0	0	0	0	0	0	0	0	0	0	0	0	0	0	0	0	0	0	1	0
MOSTEK p	0	0	0	0	0	0	0	0	0	0	0	0	0	0	0	0	0	0	0	0
DEDEK p	0	0	0	0	0	0	0	0	0	0	0	0	0	0	0	0	0	0	0	0
Totals.....	31	0	7	0	0	0	0	1	0	2	1	0	0	8	0	2	0	27	12	4

Chinese Taipei		IP	H	R	ER	BB	SO	WP	HB	BK	IBB	SH	SF	CI	2B	3B	HR	AB	BF	FO	GO	NP
SEN JH W,1-0		6.0	7	0	0	0	5	0	1	0	0	0	0	0	0	0	0	23	24	3	8	87
HUANG		1.0	0	0	0	0	1	0	0	0	0	0	0	0	0	0	0	3	3	0	2	9
LIN CH		1.0	0	0	0	0	1	0	0	0	0	0	0	0	0	0	0	3	3	1	1	12
TSENG JH		1.0	0	0	0	1	1	0	0	0	0	0	0	0	0	0	0	2	3	1	0	13
Czech Republic		IP	H	R	ER	BB	SO	WP	HB	BK	IBB	SH	SF	CI	2B	3B	HR	AB	BF	FO	GO	NP
ERCOLI L,0-1		4.0	2	2	1	4	1	0	0	0	0	2	0	0	0	1	0	14	20	5	6	77
VANEK		4.2	5	4	4	3	0	1	0	0	0	0	0	0	0	0	0	19	22	7	7	64
MOSTEK		0.0	0	0	0	2	0	0	0	0	0	0	0	0	0	0	0	0	2	0	0	11
DEDEK		0.1	0	0	0	0	1	0	0	0	0	0	0	0	0	0	0	1	1	0	0	6

Umpires - HP: PARK Seong Jun (KOR) 1B: HWANG Suk Man (KOR) 3B: TAURELLI Marco (ITA)  
 Start: 18:02 Time: 2:50 Attendance: 100

Weather: Sunny

Game notes:

TC:LEE Kyu-Seok (KOR) PARK Ro-Jun (KOR)

Scorers:SUMI Takuya (JPN) MOLONEY Jennie (AUS) KIM Young Sung (KOR)

MOSTEK faced 2 batters in the 9th.

Game: 11

## Resultado del Partido – Game Summary 12



# NETHERLANDS - USA



18U World Championship - Seoul 2012  
 U.S.A. 17 (1-0), Netherlands 0 (0-1) - Composite Box Score  
 Aug 31, 2012 at Seoul (Mokdong)

U.S.A. 17, Netherlands 0 (Aug 31, 2012 at Seoul)

```

-----
U.S.A..... 010 241 9 - 17 16 0      (1-0)
Netherlands..... 000 000 0 - 0 5 0      (0-1)
-----
  
```

### U.S.A. 17 (1-0)

Player	AB	R	H	BI	2B	3B	HR	BB	SB	CS	HP	SH	SF	SO	IBB	KL	GDP	PO	A	E
BOLDT cf	4	2	2	1	0	0	0	1	1	0	0	0	0	0	0	0	0	1	0	0
ABREU rf	3	1	1	2	0	1	0	1	1	0	0	1	0	0	0	0	0	0	0	0
MARTINEZ 3b	4	2	2	3	1	0	0	0	0	0	0	0	1	0	0	0	0	0	1	0
BIGGIO lb	5	0	1	0	0	0	0	0	0	0	0	0	0	0	0	0	0	0	8	1
MCGUIRE A lf	2	4	1	0	0	0	0	2	1	0	1	0	0	1	0	0	0	0	0	0
MCGUIRE R dh	1	3	1	2	1	0	0	2	1	0	1	0	0	0	0	0	0	0	0	0
THOMPSON ph	1	0	1	1	0	0	0	0	0	0	0	0	0	0	0	0	0	0	0	0
OKEY c	3	1	1	1	1	0	0	2	0	0	0	0	0	0	0	0	0	10	0	0
NUNEZ 2b	3	1	2	2	0	0	0	0	1	0	0	0	0	0	0	0	0	0	1	0
BRIGMAN 2b	1	1	1	2	0	0	0	0	0	0	0	0	1	0	0	0	0	0	2	0
ARROYO ss	5	2	3	3	2	0	0	0	0	0	0	0	0	0	0	0	0	1	3	0
WILLIAMS p	0	0	0	0	0	0	0	0	0	0	0	0	0	0	0	0	0	0	1	1
HEADY p	0	0	0	0	0	0	0	0	0	0	0	0	0	0	0	0	0	0	0	0
Totals.....	32	17	16	17	5	1	0	8	5	0	2	1	2	1	0	0	0	21	9	0

### Netherlands 0 (0-1)

Player	AB	R	H	BI	2B	3B	HR	BB	SB	CS	HP	SH	SF	SO	IBB	KL	GDP	PO	A	E
TRUE ss	3	0	1	0	1	0	0	1	0	0	0	0	0	0	0	0	0	0	2	0
GOUVERNEUR lb	3	0	0	0	0	0	0	0	0	0	0	0	0	2	0	1	0	7	0	0
PHILLIPPI ph	0	0	0	0	0	0	0	1	0	0	0	0	0	0	0	0	0	0	0	0
AMSTEL VAN 3b	3	0	1	0	0	0	0	1	0	0	0	0	0	0	0	0	0	3	1	0
ENGELHARDT lf	4	0	0	0	0	0	0	0	0	0	0	0	0	3	0	1	0	5	0	0
VERKERK dh	3	0	0	0	0	0	0	0	0	0	0	0	0	2	0	1	0	0	0	0
KORENHOF cf	1	0	0	0	0	0	0	2	0	0	0	0	0	0	0	0	0	3	0	0
LOOS rf	3	0	2	0	0	0	0	0	0	0	0	0	0	1	0	1	0	1	1	0
POST c	2	0	0	0	0	0	0	0	0	0	0	0	0	2	0	0	0	2	0	0
CLARIJS c	1	0	0	0	0	0	0	0	0	0	0	0	0	0	0	0	0	0	0	0
SCHAAREMAN 2b	3	0	1	0	0	0	0	0	0	0	0	0	0	0	0	0	0	0	1	0
RIETEL p	0	0	0	0	0	0	0	0	0	0	0	0	0	0	0	0	0	0	0	0
MORENO p	0	0	0	0	0	0	0	0	0	0	0	0	0	0	0	0	0	0	0	0
PRIKKEL p	0	0	0	0	0	0	0	0	0	0	0	0	0	0	0	0	0	0	0	0
SCHEL p	0	0	0	0	0	0	0	0	0	0	0	0	0	0	0	0	0	0	0	0
Totals.....	26	0	5	0	1	0	0	5	0	0	0	0	0	10	0	4	0	21	5	0

U.S.A.	IP	H	R	ER	BB	SO	WP	HB	BK	IBB	SH	SF	CI	2B	3B	HR	AB	BF	FO	GO	NP
WILLIAMS W,1-0	6.0	5	0	0	3	9	0	0	0	0	0	0	0	1	0	0	23	26	1	8	98
HEADY	1.0	0	0	0	2	1	0	0	0	0	0	0	0	0	0	0	3	5	1	1	23
Netherlands	IP	H	R	ER	BB	SO	WP	HB	BK	IBB	SH	SF	CI	2B	3B	HR	AB	BF	FO	GO	NP
RIETEL L,0-1	2.0	2	1	1	0	0	0	1	0	0	0	0	0	0	0	0	8	9	5	1	33
MORENO	2.2	5	6	6	4	1	0	0	0	0	1	0	0	2	0	0	10	15	3	2	44
PRIKKEL	1.2	9	10	10	4	0	0	1	0	0	0	1	0	3	1	0	13	19	3	2	65
SCHEL	0.2	0	0	0	0	0	0	0	0	0	0	1	0	0	0	0	1	2	2	0	9

Umpires - HP: CHEN Bin Shun (TPE) 1B: PARK Won Jung (KOR) 3B: OKO Jon (CAN)  
 Start: 18:00 Time: 2:18 Attendance: 145

Weather: Sunny

Game notes:

Scorers: DROST Feiko (NED), OH Ik Hwan (KOR), HAN In Hee (KOR)

TC: ASO Koji (JPN), LIN Hua Wel (TPE)

Game: 12

## Resultado del Partido – Game Summary 13



# AUSTRALIA - VENEZUELA



18U World Championship - Seoul 2012  
 Venezuela 6 (11-0), Australia 3 (11-0) - Composite Box Score  
 Sep 01, 2012 at Seoul (Jamsil)

Venezuela 6, Australia 3 (Sep 01, 2012 at Seoul)

```

-----
Venezuela..... 100 002 000 3 - 6 8 1      (11-0)
Australia..... 000 000 003 0 - 3 8 4      (11-0)
-----
  
```

### Venezuela 6 (11-0)

Player	AB	R	H	BI	2B	3B	HR	BB	SB	CS	HP	SH	SF	SO	IBB	KL	GDP	PO	A	E
CUICAS 2b	5	0	0	0	0	0	0	0	0	0	0	0	0	2	0	0	0	1	2	0
LUCENA ss	5	1	2	1	0	0	0	0	0	1	0	0	0	0	0	0	0	0	2	0
GARCIA c	4	2	2	0	0	0	0	1	0	0	0	0	0	0	1	0	0	7	0	0
COLMENARES 1b	5	1	2	0	1	0	0	0	1	0	0	0	0	0	0	0	0	11	0	0
ZORRILLA rf	4	0	1	1	0	0	0	0	0	0	0	0	0	0	0	0	0	2	1	0
YEPEZ 3b	4	0	1	1	0	0	0	0	1	0	0	0	0	1	0	0	0	1	2	0
ALVARADO 3b	0	0	0	0	0	0	0	0	0	0	0	0	0	0	0	0	0	0	0	1
GONZALEZ dh	3	0	0	0	0	0	0	1	0	0	0	0	0	1	0	0	0	0	0	0
ZABALETA lf	4	1	0	0	0	0	0	0	0	0	0	0	0	1	0	0	1	3	0	0
LINO cf	3	1	0	0	0	0	0	1	0	0	0	0	0	0	0	0	0	5	0	0
INDRIAGO p	0	0	0	0	0	0	0	0	0	0	0	0	0	0	0	0	0	0	3	0
ZERPA p	0	0	0	0	0	0	0	0	0	0	0	0	0	0	0	0	0	0	0	0
CABRERA p	0	0	0	0	0	0	0	0	0	0	0	0	0	0	0	0	0	0	0	0
Totals.....	37	6	8	3	1	0	0	3	2	1	0	0	0	5	1	0	1	30	10	1

### Australia 3 (11-0)

Player	AB	R	H	BI	2B	3B	HR	BB	SB	CS	HP	SH	SF	SO	IBB	KL	GDP	PO	A	E
HARGREAVES cf	6	0	2	0	1	0	0	0	2	0	0	0	0	1	0	0	0	1	0	0
IHLE lf	2	0	0	0	0	0	0	0	1	0	1	0	0	0	0	0	0	0	0	0
HOSCHKE ph/lf	2	0	0	0	0	0	0	1	0	0	0	0	0	2	0	0	0	1	0	0
SAYERS ss	4	1	1	0	0	0	0	2	0	0	0	0	0	0	0	0	0	4	1	2
WARNER 2b/1b	2	1	1	0	0	0	0	2	0	0	1	0	0	0	0	0	0	6	5	1
SHEPHERD 3b	5	0	1	0	0	0	0	0	0	0	0	0	0	1	0	1	0	2	3	0
LESLIE rf	4	0	0	0	0	0	0	1	0	0	0	0	0	1	1	0	0	2	0	0
PERKINS c	4	0	1	1	0	0	0	1	0	0	0	0	0	1	0	0	0	5	1	0
KENNELLY J dh	5	0	1	0	0	0	0	0	0	0	0	0	0	1	0	0	0	0	0	0
HASS 1b	3	0	0	0	0	0	0	0	0	0	0	0	0	0	0	0	0	7	0	0
KENNELLY S 2b	1	1	1	0	0	0	0	0	0	0	0	0	0	0	0	0	0	1	3	1
GARDNER p	0	0	0	0	0	0	0	0	0	0	0	0	0	0	0	0	0	0	2	0
GUYER p	0	0	0	0	0	0	0	0	0	0	0	0	0	0	0	0	0	0	0	0
HOLLAND p	0	0	0	0	0	0	0	0	0	0	0	0	0	0	0	0	0	1	0	0
WILSON p	0	0	0	0	0	0	0	0	0	0	0	0	0	0	0	0	0	0	0	0
Totals.....	38	3	8	1	1	0	0	7	3	0	2	0	0	7	1	1	0	30	15	4

Venezuela	IP	H	R	ER	BB	SO	WP	HB	BK	IBB	SH	SF	CI	2B	3B	HR	AB	BF	FO	GO	NP
INDRIAGO	6.2	6	0	0	2	2	0	2	0	0	0	0	0	1	0	0	25	29	7	10	107
ZERPA	1.1	1	0	0	1	1	0	0	0	0	0	0	0	0	0	0	5	6	3	0	21
CABRERA W,1-0	2.0	1	3	0	4	4	0	0	0	1	0	0	0	0	0	0	8	12	2	0	57

Australia	IP	H	R	ER	BB	SO	WP	HB	BK	IBB	SH	SF	CI	2B	3B	HR	AB	BF	FO	GO	NP
GARDNER	5.1	4	3	2	2	3	0	0	0	0	0	0	0	0	0	0	21	23	5	6	85
GUYER	1.2	2	0	0	0	1	0	0	0	0	0	0	0	0	0	0	6	6	2	1	36
HOLLAND	2.0	1	2	0	0	1	0	0	0	0	0	0	0	1	0	0	7	7	2	3	19
WILSON L,0-1	1.0	1	1	0	1	0	2	0	0	1	0	0	0	0	0	0	3	4	0	2	21

Umpires - HP: SWEENEY Kevin (USA) 1B: OKO Jon (CAN) 3B: PARK Hi Young (KOR)  
 Start: 10:03 Time: 2:59 Attendance: 100

Weather: Cloudy

Game notes:

Scorer: SUMI Takuya (JPN) HAN In Hee (KOR) AN Woo Jun (KOR)

TC: ASO Koji (JPN) SON Hyuk (KOR)

Game: 13

## Resultado del Partido – Game Summary 14



# CANADA - ITALY



18U World Championship - Seoul 2012  
 Canada 4 (2-0), Italy 3 (0-2) - Composite Box Score  
 Sep 01, 2012 at Seoul (Mokdong)

Canada 4, Italy 3 (Sep 01, 2012 at Seoul)

```
-----
Italy..... 001 101 000 - 3 8 4      (0-2)
Canada..... 000 010 102 - 4 9 1      (2-0)
-----
```

### Italy 3 (0-2)

Player	AB	R	H	BI	2B	3B	HR	BB	SB	CS	HP	SH	SF	SO	IBB	KL	GDP	PO	A	E
GARBELLA rf	3	1	0	0	0	0	0	1	0	0	1	0	0	1	0	0	0	1	0	0
PULZETTI 2b	5	0	3	0	0	0	0	0	0	0	0	0	0	1	0	1	0	3	0	0
MERCURI ss	5	0	0	0	0	0	0	0	0	0	0	0	0	1	0	0	2	1	2	1
MINEO c	4	0	2	1	0	0	0	0	0	0	0	0	0	0	0	0	0	9	2	1
BENETTI 3b	3	0	0	0	0	0	0	0	0	0	1	0	0	1	0	0	0	1	2	0
MAESTRI dh	3	1	2	0	0	0	0	1	0	0	0	0	0	0	0	0	0	0	0	0
BONIARDI lf	1	1	1	0	0	0	0	2	0	0	1	0	0	0	0	0	0	1	0	0
CALASSO 1b	2	0	0	0	0	0	0	0	0	0	0	2	0	1	0	1	0	5	1	2
GASPARINI cf	3	0	0	1	0	0	0	0	0	0	0	0	1	0	0	0	0	3	0	0
TASCHINI p	0	0	0	0	0	0	0	0	0	0	0	0	0	0	0	0	0	0	0	0
ANSELMi p	0	0	0	0	0	0	0	0	0	0	0	0	0	0	0	0	0	2	0	0
Totals.....	29	3	8	2	0	0	0	4	0	0	3	2	1	5	0	2	2	26	7	4

### Canada 4 (2-0)

Player	AB	R	H	BI	2B	3B	HR	BB	SB	CS	HP	SH	SF	SO	IBB	KL	GDP	PO	A	E
ROBSON cf	3	1	1	0	0	0	0	2	1	0	0	0	0	1	0	0	0	3	0	0
HANN 2b	4	0	1	1	0	0	0	0	0	0	0	1	0	1	0	1	0	6	4	0
DESOUZA lf/rf	4	0	0	0	0	0	0	1	0	0	0	0	0	2	0	0	0	0	0	0
MORGAN rf	3	0	0	0	0	0	0	0	0	0	0	0	0	3	0	0	0	2	1	0
SPIWAK ph/c	2	0	1	1	0	0	0	0	0	0	0	0	0	0	0	0	0	1	0	0
SIDDALL 1b/lf	5	0	1	1	0	0	0	0	0	0	0	0	0	0	0	0	0	6	2	0
NAYLOR dh	4	0	1	0	1	0	0	0	0	0	0	0	0	2	0	0	0	0	0	0
HODGES 3b	3	0	1	0	1	0	0	0	0	0	1	0	0	0	0	0	0	0	3	0
SHAW c	3	0	0	0	0	0	0	0	0	0	0	0	0	1	0	0	0	5	0	0
PINERO 1b	1	0	0	0	0	0	0	0	0	0	0	0	0	0	0	0	0	2	0	0
TRIOLO ss	3	3	3	0	2	0	0	1	0	0	0	0	0	0	0	0	0	1	4	0
MARKS p	0	0	0	0	0	0	0	0	0	0	0	0	0	0	0	0	0	1	1	1
DYKXHOORN p	0	0	0	0	0	0	0	0	0	0	0	0	0	0	0	0	0	0	0	0
Totals.....	35	4	9	3	4	0	0	4	1	0	1	1	0	10	0	1	0	27	15	1

Italy	IP	H	R	ER	BB	SO	WP	HB	BK	IBB	SH	SF	CI	2B	3B	HR	AB	BF	FO	GO	NP
TASCHINI	4.1	2	1	1	3	6	2	0	1	0	0	0	0	2	0	0	16	19	6	1	87
ANSELMi L,0-1	4.1	7	3	2	1	4	1	1	0	0	1	0	0	2	0	0	19	22	3	5	71

Canada	IP	H	R	ER	BB	SO	WP	HB	BK	IBB	SH	SF	CI	2B	3B	HR	AB	BF	FO	GO	NP
MARKS	5.0	5	3	2	3	4	1	2	0	0	1	0	0	0	0	0	18	24	4	6	73
DYKXHOORN W,1-0	4.0	3	0	0	1	1	0	1	0	0	1	1	0	0	0	0	11	15	3	6	49

Umpires - HP: WAKABAYASHI Kou (JPN) 1B: KIM Do Hyung (KOR) 3B: CONDON David (USA)  
 Start: 10:00 Time: 2:42 Attendance: 85

Weather: Overcast

Game notes:

Scorers: MOLONEY Jennie (AUS), DROST Feiko (NED), HWANG Sung Jun (KOR)

TC: LIN Hua Wei (TPE), KANG Moon Kil (KOR)

MARKS faced 1 batter in the 6th.

Game: 14

## Resultado del Partido – Game Summary 15



# COLOMBIA - NETHERLANDS



18U World Championship - Seoul 2012  
Colombia 9 (1-1), Netherlands 6 (0-2) - Composite Box Score  
Sep 01, 2012 at Seoul (Mokdong)

Colombia 9, Netherlands 6 (Sep 01, 2012 at Seoul)

```

-----
Netherlands..... 000 050 010 - 6 6 4      (0-2)
Columbia..... 170 000 01X - 9 11 4      (1-1)
-----
  
```

Netherlands 6 (0-2)

Player	AB	R	H	BI	2B	3B	HR	BB	SB	CS	HP	SH	SF	SO	IBB	KL	GDP	PO	A	E
TRUE ss	3	1	0	0	0	0	0	2	0	0	0	0	0	0	0	0	0	2	4	1
GOUVERNEUR 1b	4	1	0	0	0	0	0	1	0	0	0	0	0	2	0	1	0	11	2	0
AMSTEL VAN dh	5	0	1	1	0	0	0	0	0	0	0	0	0	0	0	0	0	0	0	0
ENGELHARDT lf	5	0	2	1	1	0	0	0	0	0	0	0	0	0	0	0	0	2	0	0
VERKERK 3b	4	0	0	0	0	0	0	0	0	0	0	0	0	0	0	0	0	1	4	1
KORENHOF cf	2	0	0	0	0	0	0	0	0	0	0	0	0	1	0	0	0	0	0	0
PHILLIPPI ph/cf	1	1	1	0	0	0	0	1	1	0	0	0	0	0	0	0	0	1	0	0
LOOS rf	3	1	0	0	0	0	0	1	0	0	0	0	0	3	0	1	0	0	0	0
POST c	3	1	1	0	0	0	0	0	0	0	0	0	0	1	0	1	0	2	1	0
CLARIJS ph/c	1	0	0	0	0	0	0	0	0	0	0	0	0	0	0	0	0	1	0	0
SCHAAREMAN 2b	4	1	1	1	1	0	0	0	0	0	0	0	0	1	0	0	0	4	4	1
HALDERMAN p	0	0	0	0	0	0	0	0	0	0	0	0	0	0	0	0	0	0	1	1
KREISEL p	0	0	0	0	0	0	0	0	0	0	0	0	0	0	0	0	0	0	0	0
TIMMER p	0	0	0	0	0	0	0	0	0	0	0	0	0	0	0	0	0	0	0	0
ANGELA p	0	0	0	0	0	0	0	0	0	0	0	0	0	0	0	0	0	0	0	0
Totals.....	35	6	6	3	2	0	0	5	1	0	0	0	0	8	0	3	0	24	16	4

Colombia 9 (1-1)

Player	AB	R	H	BI	2B	3B	HR	BB	SB	CS	HP	SH	SF	SO	IBB	KL	GDP	PO	A	E
MORELOS ss	4	2	2	2	1	0	0	1	0	0	0	0	0	0	0	0	0	2	6	0
PERINAN 2b	4	1	2	0	0	0	0	0	0	1	1	0	0	0	0	0	0	3	5	1
CANO rf	4	1	2	2	2	0	0	0	0	0	0	0	0	0	0	0	0	0	0	0
JIMENEZ G 1b	4	1	0	0	0	0	0	0	0	0	0	0	0	0	0	0	1	11	0	0
NORIEGA c	3	1	1	0	1	0	0	1	0	0	0	0	0	0	0	0	0	8	0	0
FUENTES 3b	4	1	2	1	0	0	0	0	0	0	0	0	0	0	0	0	0	0	1	2
GARCIA W dh	3	1	1	0	0	0	0	0	0	0	1	0	0	1	0	0	0	0	0	0
LIAMAS pr	0	1	0	0	0	0	0	0	0	0	0	0	0	0	0	0	0	0	0	0
PALACIOS cf	3	0	1	0	0	0	0	0	0	0	0	1	0	0	0	0	0	0	0	0
JIMENEZ Y lf	3	0	0	0	0	0	0	0	0	0	0	1	0	1	0	0	0	3	0	0
VELEZ p	0	0	0	0	0	0	0	0	0	0	0	0	0	0	0	0	0	0	0	0
MARRUGO p	0	0	0	0	0	0	0	0	0	0	0	0	0	0	0	0	0	0	1	1
Totals.....	32	9	11	5	4	0	0	2	0	1	2	2	0	2	0	0	1	27	13	4

Netherlands	IP	H	R	ER	BB	SO	WP	HB	BK	IBB	SH	SF	CI	2B	3B	HR	AB	BF	FO	GO	NP
HALDERMAN L,0-1	1.2	6	7	4	1	1	2	1	0	0	0	0	0	3	0	0	11	13	1	2	43
KREISEL	5.1	4	2	2	1	1	1	1	0	0	1	0	0	1	0	0	18	21	6	8	61
TIMMER	0.2	0	0	0	0	0	0	0	0	0	1	0	0	0	0	0	1	2	1	1	6
ANGELA	0.1	1	0	0	0	0	0	0	0	0	0	0	0	0	0	0	2	2	0	1	3

Colombia	IP	H	R	ER	BB	SO	WP	HB	BK	IBB	SH	SF	CI	2B	3B	HR	AB	BF	FO	GO	NP
VELEZ W,1-0	5.0	4	5	2	3	3	1	0	0	0	0	0	0	2	0	0	20	23	5	7	85
MARRUGO S,1	4.0	2	1	0	2	5	1	0	0	0	0	0	0	0	0	0	15	17	0	7	66

Umpires - HP: HWANG Suk Man (KOR) 1B: FERMIN Battista (PAN) 3B: PARK Seong Jun (KOR)  
Start: 14:00 Time: 2:21 Attendance: 100

Weather: Cloudy

Game notes:

Scorers: DROST Feiko (NED), MOLONEY Jennie (AUS), HWANG Sung Jun (KOR)

TC: PARK Ro Jun (KOR), LEE Kyu Seok (KOR)

KREISEL faced 1 batter in the 8th.

Game: 15

## Resultado del Partido – Game Summary 16



# SOUTH KOREA - USA



18U World Championship - Seoul 2012  
 South Korea 8 (2-0), U.S.A. 2 (1-1) - Composite Box Score  
 Sep 01, 2012 at Seoul (Jamsil stadium)

South Korea 8, U.S.A. 2 (Sep 01, 2012 at Seoul)

```

-----
U.S.A..... 100 100 000 - 2 7 2      (1-1)
South Korea..... 012 004 01X - 8 12 0    (2-0)
-----
  
```

### U.S.A. 2 (1-1)

Player	AB	R	H	BI	2B	3B	HR	BB	SB	CS	HP	SH	SF	SO	IBB	KL	GDP	PO	A	E
BOLDT cf	3	1	0	0	0	0	0	0	1	0	1	0	0	0	0	0	0	1	0	0
OKEY c	1	0	0	0	0	0	0	0	0	0	0	1	0	0	0	0	0	3	0	0
MCGUIRE R ph/c	2	0	1	0	0	0	0	0	0	0	0	0	0	0	0	0	0	3	4	0
MARTINEZ dh	2	1	2	1	0	0	0	0	0	0	2	0	0	0	0	0	0	0	0	0
BIGGIO 1b	4	0	0	0	0	0	0	0	0	0	0	0	0	1	0	1	2	8	0	0
MCGUIRE A lf	4	0	1	0	0	0	0	0	0	0	0	0	0	1	0	0	0	0	0	0
ABREU rf	4	0	0	0	0	0	0	0	0	0	0	0	0	1	0	0	0	1	0	0
ARROYO ss	3	0	1	1	0	0	0	0	0	0	0	0	0	2	0	1	0	3	1	0
WILLIAMS ph	1	0	1	0	0	0	0	0	0	0	0	0	0	0	0	0	0	0	0	0
NUNEZ 3b	3	0	0	0	0	0	0	0	0	1	0	0	1	0	1	0	1	2	2	1
BRIGMAN 2b	4	0	1	0	0	0	0	0	0	0	0	0	0	1	0	0	0	1	0	0
THOMPSON p	0	0	0	0	0	0	0	0	0	0	0	0	0	0	0	0	0	0	0	1
CLARKIN p	0	0	0	0	0	0	0	0	0	0	0	0	0	0	0	0	0	1	1	0
DAVIS p	0	0	0	0	0	0	0	0	0	0	0	0	0	0	0	0	0	1	0	0
KILICHOWSKI p	0	0	0	0	0	0	0	0	0	0	0	0	0	0	0	0	0	0	0	0
HEADY p	0	0	0	0	0	0	0	0	0	0	0	0	0	0	0	0	0	0	0	0
Totals.....	31	2	7	2	0	0	0	0	1	0	4	1	0	7	0	3	2	24	8	2

### South Korea 8 (2-0)

Player	AB	R	H	BI	2B	3B	HR	BB	SB	CS	HP	SH	SF	SO	IBB	KL	GDP	PO	A	E
KIM IT rf	2	1	1	1	0	0	0	2	0	0	0	1	0	0	0	0	0	0	0	0
KIM MJ 2b	5	1	1	0	1	0	0	0	1	0	0	0	0	1	0	0	0	0	6	0
KANG ss	4	2	0	0	0	0	0	1	0	0	0	0	0	1	1	0	0	5	4	0
YOON DY dh	4	1	1	3	1	0	0	0	0	0	1	0	0	1	0	0	0	0	0	0
KYE pr	0	1	0	0	0	0	0	0	0	0	0	0	0	0	0	0	0	0	0	0
LEE WS lf	4	2	3	2	1	0	0	1	1	0	0	0	0	1	0	0	0	1	0	0
SIM 1b	5	0	2	1	0	0	0	0	0	1	0	0	0	0	0	0	0	9	1	0
SONG JS cf	5	0	3	1	0	0	0	0	1	0	0	0	0	1	0	0	0	2	0	0
HAN c	2	0	0	0	0	0	1	0	0	1	0	0	0	0	0	0	0	8	0	0
YOO 3b	3	0	1	0	0	0	0	1	1	0	0	0	0	2	0	1	0	0	1	0
LEE SM p	0	0	0	0	0	0	0	0	0	0	0	0	0	0	0	0	0	1	0	0
JANG p	0	0	0	0	0	0	0	0	0	0	0	0	0	0	0	0	0	0	0	0
SHIM p	0	0	0	0	0	0	0	0	0	0	0	0	0	0	0	0	0	0	0	0
SONG JY p	0	0	0	0	0	0	0	0	0	0	0	0	0	0	0	0	0	1	0	0
Totals.....	34	8	12	8	3	0	0	6	4	1	2	1	0	7	1	1	0	27	12	0

U.S.A.	IP	H	R	ER	BB	SO	WP	HB	BK	IBB	SH	SF	CI	2B	3B	HR	AB	BF	FO	GO	NP
THOMPSON L,0-1	3.0	5	3	1	2	3	0	1	0	0	0	0	0	1	0	0	15	18	5	1	80
CLARKIN	2.0	1	0	0	1	1	0	0	1	0	0	0	0	0	0	0	6	7	4	0	36
DAVIS	0.2	4	4	4	2	0	1	0	0	1	0	0	0	1	0	0	6	8	0	2	29
KILICHOWSKI	1.0	1	0	0	1	0	0	0	0	0	1	0	0	0	0	0	2	4	0	2	17
HEADY	1.1	1	1	1	0	3	0	1	0	0	0	0	0	1	0	0	5	6	1	0	22

South Korea	IP	H	R	ER	BB	SO	WP	HB	BK	IBB	SH	SF	CI	2B	3B	HR	AB	BF	FO	GO	NP
LEE SM W,1-0	5.0	4	2	2	0	3	1	1	0	0	1	0	0	0	0	0	18	20	6	6	76
JANG	2.1	2	0	0	0	3	0	2	0	0	0	0	0	0	0	0	8	10	0	3	37
SHIM	0.2	0	0	0	0	0	0	0	0	0	0	0	0	0	0	0	1	1	0	1	5
SONG JY	1.0	1	0	0	0	1	0	1	0	0	0	0	0	0	0	0	4	5	1	1	20

Umpires - HP: KULHANEK David (CZE) 1B: YAMAGUCHI Tomo (JPN) 3B: HOWARD Gregory (AUS)  
 Start: 14:00 Time: 3:45 Attendance: 4000

Weather: Cloudy  
 Game notes:  
 TC: PICKETT Brett (AUS) SANTIAGO Geroge (PUR)  
 Scorer: SUMI Takuya (JPN) HAN, In Hee (KOR) OH, Ik Hwan (KOR)  
 Game: 16

## Resultado del Partido – Game Summary 17



# CHINESE TAIPEI - JAPAN



18U World Championship - Seoul 2012  
 Japan 2 (1-1), Chinese Taipei 0 (1-1) - Composite Box Score  
 Sep 01, 2012 at Seoul (Jamsil Stadium)

Japan 2, Chinese Taipei 0 (Sep 01, 2012 at Seoul)

```

-----
Japan..... 010 000 100 - 2 12 2      (1-1)
Chinese Taipei..... 000 000 000 - 0 2 1      (1-1)
-----
  
```

### Japan 2 (1-1)

Player	AB	R	H	BI	2B	3B	HR	BB	SB	CS	HP	SH	SF	SO	IBB	KL	GDP	PO	A	E
MORI c	5	1	1	1	0	0	1	0	0	0	0	0	0	1	0	0	0	14	0	0
IYOTA 2b	5	0	1	0	0	0	0	0	0	0	0	0	0	0	0	0	0	0	4	0
TAMURA 3b	4	0	3	0	0	0	0	0	0	0	1	0	0	0	0	0	0	2	2	1
OTANI dh	5	0	3	0	0	0	0	0	0	0	0	0	0	1	0	0	0	0	0	0
HOJO ss	4	1	0	0	0	0	0	0	0	0	1	0	0	2	0	1	0	0	1	0
KANEKO 1b	5	0	0	0	0	0	0	0	0	0	0	0	0	0	0	0	0	9	0	1
TAKAHASHI lf	4	0	3	1	1	0	0	0	0	0	0	0	0	0	0	0	0	1	0	0
MIZUMOTO cf	2	0	1	0	0	0	0	1	0	0	0	1	0	0	0	0	0	1	0	0
SASAGAWA rf	4	0	0	0	0	0	0	0	0	0	0	0	0	2	0	0	0	0	1	0
FUJINAMI p	0	0	0	0	0	0	0	0	0	0	0	0	0	0	0	0	0	0	1	0
Totals.....	38	2	12	2	1	0	1	1	0	0	1	2	0	6	0	1	0	27	9	2

### Chinese Taipei 0 (1-1)

Player	AB	R	H	BI	2B	3B	HR	BB	SB	CS	HP	SH	SF	SO	IBB	KL	GDP	PO	A	E
LEE 3b	4	0	0	0	0	0	0	0	0	0	0	0	0	3	0	2	0	0	2	0
SEN YP lf	3	0	0	0	0	0	0	1	0	0	0	0	0	1	0	0	0	4	0	0
SU 1b	4	0	1	0	0	0	0	0	0	0	0	0	0	1	0	0	0	11	0	0
LIN TW ss	3	0	1	0	0	0	0	0	0	0	1	0	0	1	0	0	0	1	1	0
WANG 2b	3	0	0	0	0	0	0	0	0	0	0	0	0	1	0	0	0	1	4	1
LIU CK dh	2	0	0	0	0	0	0	0	0	0	0	0	0	2	0	0	0	0	0	0
YANG CW ph	1	0	0	0	0	0	0	0	0	0	0	0	0	0	0	0	0	0	0	0
CHEN YM rf	3	0	0	0	0	0	0	0	0	0	0	0	0	0	0	0	0	3	0	0
CHAN c	3	0	0	0	0	0	0	0	0	0	0	0	0	2	0	1	0	7	0	0
TSAO cf	3	0	0	0	0	0	0	0	0	0	0	0	0	2	0	1	0	0	0	0
HUNG p	0	0	0	0	0	0	0	0	0	0	0	0	0	0	0	0	0	0	1	0
LIN CH p	0	0	0	0	0	0	0	0	0	0	0	0	0	0	0	0	0	0	3	0
Totals.....	29	0	2	0	0	0	0	1	0	0	1	0	0	13	0	4	0	27	11	1

Japan	IP	H	R	ER	BB	SO	WP	HB	BK	IBB	SH	SF	CI	2B	3B	HR	AB	BF	FO	GO	NP
FUJINAMI W,1-0	9.0	2	0	0	1	13	0	1	0	0	0	0	0	0	0	0	29	31	4	9	119
Chinese Taipei	IP	H	R	ER	BB	SO	WP	HB	BK	IBB	SH	SF	CI	2B	3B	HR	AB	BF	FO	GO	NP
HUNG L,0-1	6.0	9	2	2	1	4	0	1	0	0	0	0	0	1	0	1	27	29	8	6	101
LIN CH	3.0	3	0	0	0	2	0	0	0	0	2	0	0	0	0	0	11	13	1	6	39

Umpires - HP: PIMENTEL Osmel (VEN) 1B: TAURELLI Marco (ITA) 3B: YANG, Jae Man (KOR)  
 Start: 18:35 Time: 2:50 Attendance: 500

Weather: Cloudy

Game notes:

Scorers: SUMI T (JPN) KIM Young Sung (KOR) OH, Ik Wan (KOR)

TC: SANTIAGO George (PUR) KIM Byung-Il (KOR)

HUNG faced 2 batters in the 7th.

Game: 17

## Resultado del Partido – Game Summary 18



# CZECH REPUBLIC - PANAMA



18U World Championship - Seoul 2012  
Panama 6 (2-0), Czech Republic 2 (0-2) - Composite Box Score  
Sep 01, 2012 at Seoul (Mokdong)

Panama 6, Czech Republic 2 (Sep 01, 2012 at Seoul)

```
-----
Panama..... 110 102 010 - 6 11 2      (2-0)
Czech Republic..... 000 000 101 - 2 6 3      (0-2)
-----
```

### Panama 6 (2-0)

Player	AB	R	H	BI	2B	3B	HR	BB	SB	CS	HP	SH	SF	SO	IBB	KL	GDP	PO	A	E
OROZCO lf/2b	5	0	0	0	0	0	0	0	0	0	0	0	0	0	0	0	0	1	2	0
JORDAN 2b	2	0	0	0	0	0	0	1	0	0	0	0	0	0	0	0	0	2	2	0
SANTOS ph/lf	2	0	1	0	0	0	0	0	0	0	0	0	0	0	0	0	0	1	0	0
SANJUR 3b	4	1	2	0	0	2	0	1	0	0	0	0	0	0	0	0	1	0	1	0
MOSCOTE c	5	0	1	1	0	0	0	0	0	0	0	0	0	1	0	0	0	8	4	0
HO rf	4	2	0	0	0	0	0	0	2	0	0	0	0	1	0	0	0	2	0	0
SERRANO cf	4	1	1	0	0	0	0	0	1	0	0	0	0	3	0	1	0	0	0	0
DIAZ dh/c	3	2	3	2	0	1	0	0	1	0	0	0	1	0	0	0	0	0	0	0
MALOFF 1b	3	0	2	2	0	0	0	0	0	0	0	0	0	0	0	0	0	8	0	0
RAMOS ph/1b	1	0	0	0	0	0	0	0	0	0	0	0	0	0	0	0	0	4	0	0
SOSA ss	3	0	0	0	0	0	0	0	0	0	0	0	0	0	0	0	0	1	1	0
PIMENTEL ss	1	0	1	1	0	0	0	0	0	0	0	0	0	0	0	0	0	0	1	0
PINEDA p	0	0	0	0	0	0	0	0	0	0	0	0	0	0	0	0	0	0	1	2
GONZALEZ J p	0	0	0	0	0	0	0	0	0	0	0	0	0	0	0	0	0	0	0	0
MENDEZ p	0	0	0	0	0	0	0	0	0	0	0	0	0	0	0	0	0	0	0	0
Totals.....	37	6	11	6	0	3	0	2	4	0	0	0	1	5	0	1	1	27	12	2

### Czech Republic 2 (0-2)

Player	AB	R	H	BI	2B	3B	HR	BB	SB	CS	HP	SH	SF	SO	IBB	KL	GDP	PO	A	E
ONDRACEK 2b	3	0	0	0	0	0	0	1	0	0	0	0	0	1	0	0	0	1	4	1
HAJTMAR ss	4	0	0	0	0	0	0	0	0	0	0	0	0	1	0	1	0	4	5	1
AUBRECHT rf	4	1	2	0	0	0	0	0	0	1	0	0	0	1	0	0	0	2	1	0
SAZAVSKY cf	4	0	0	0	0	0	0	0	0	0	0	0	0	2	0	0	0	0	0	0
VYKOUKAL c	4	1	2	1	0	0	0	0	0	0	0	0	0	0	0	0	0	5	0	0
MATKO 1b	3	0	1	0	0	0	0	1	0	0	0	0	0	1	0	0	0	13	0	0
ONDRA dh	2	0	0	0	0	0	0	0	0	0	0	0	0	2	0	0	0	0	0	0
MUZIK ph	2	0	1	1	0	0	0	0	0	0	0	0	0	0	0	0	0	0	0	0
BUZGA lf	2	0	0	0	0	0	0	0	0	0	0	0	0	1	0	0	0	1	0	0
MOSTEK ph/lf	1	0	0	0	0	0	0	0	0	0	0	0	0	0	0	0	0	0	0	1
VOHANKA 3b	3	0	0	0	0	0	0	0	0	0	0	0	0	1	0	0	0	1	4	0
NOVAK p	0	0	0	0	0	0	0	0	0	0	0	0	0	0	0	0	0	0	0	0
DEDEK p	0	0	0	0	0	0	0	0	0	0	0	0	0	0	0	0	0	0	0	0
Totals.....	32	2	6	2	0	0	0	2	0	1	0	0	0	10	0	1	0	27	14	3

Panama	IP	H	R	ER	BB	SO	WP	HB	BK	IBB	SH	SF	CI	2B	3B	HR	AB	BF	FO	GO	NP
PINEDA W,1-0	7.0	4	1	1	2	9	0	0	0	0	0	0	0	0	0	0	24	26	5	6	96
GONZALEZ J	1.0	0	0	0	0	1	0	0	0	0	0	0	0	0	0	0	3	3	0	2	10
MENDEZ	1.0	2	1	1	0	0	1	0	0	0	0	0	0	0	0	0	5	5	1	2	29
Czech Republic	IP	H	R	ER	BB	SO	WP	HB	BK	IBB	SH	SF	CI	2B	3B	HR	AB	BF	FO	GO	NP
NOVAK L,0-1	5.1	7	5	3	2	4	0	0	0	0	0	1	0	0	2	0	23	26	3	8	97
DEDEK	3.2	4	1	0	0	1	0	0	0	0	0	0	0	0	1	0	14	14	4	5	50

Umpires - HP: PARK Won Jung (KOR) 1B: SWEENEY Kevin (USA) 3B: CHEN Bin Shun (TPE)  
Start: 18:00 Time: 3:02 Attendance: 95

Weather: Cloudy

Game notes:

Scorers: MOLONEY Jennie (AUS), DROST Feiko (NED), HWANG Sung Jun (KOR)

TC: PARK Ro Jun (KOR), LEE Kyu Seok (KOR)

Game: 18



## Resultado del Partido – Game Summary 19



# USA - COLOMBIA



18U World Championship - Seoul 2012  
U.S.A. 11 (2-1), Colombia 1 (1-2) - Composite Box Score  
Sep 02, 2012 at Seoul (Mokdong)

U.S.A. 11, Colombia 1 (Sep 02, 2012 at Seoul)

```
-----
Colombia..... 010 000 0 - 1 6 0      (1-2)
U.S.A..... 314 010 2 - 11 9 1      (2-1)
-----
```

### Colombia 1 (1-2)

Player	AB	R	H	BI	2B	3B	HR	BB	SB	CS	HP	SH	SF	SO	IBB	KL	GDP	PO	A	E
MORELOS ss	1	0	1	0	0	0	0	1	0	1	0	0	0	0	0	0	0	0	0	0
LIAMAS ss	2	0	1	0	0	0	0	0	0	0	0	0	0	0	0	0	0	0	1	0
FUENTES 3b	3	0	0	0	0	0	0	1	0	0	0	0	0	2	0	0	0	5	0	0
CANO rf	4	0	1	0	0	0	0	0	0	0	0	0	0	1	0	0	0	4	0	0
NORIEGA dh	3	1	2	0	1	0	0	0	0	0	0	0	0	1	0	0	0	0	0	0
JIMENEZ G 1b	3	0	1	0	0	0	0	0	0	0	0	0	0	0	0	0	0	4	0	0
PERINAN 2b	2	0	0	0	0	0	0	0	0	0	1	0	1	0	0	0	0	3	1	0
GARCIA W lf	2	0	0	1	0	0	0	0	0	1	0	0	0	0	0	0	0	1	0	0
PALACIOS cf	2	0	0	0	0	0	0	0	0	1	0	0	1	0	0	0	0	0	0	0
RIPOLL c	1	0	0	0	0	0	0	0	0	0	0	0	1	0	0	0	0	3	0	0
MARTINEZ c	2	0	0	0	0	0	0	0	0	0	0	0	1	0	0	0	0	0	2	0
PENA p	0	0	0	0	0	0	0	0	0	0	0	0	0	0	0	0	0	0	0	0
OLMOS p	0	0	0	0	0	0	0	0	0	0	0	0	0	0	0	0	0	0	1	0
RUIZ p	0	0	0	0	0	0	0	0	0	0	0	0	0	0	0	0	0	0	1	0
Totals.....	25	1	6	1	1	0	0	2	0	1	2	1	0	8	0	0	0	20	6	0

### U.S.A. 11 (2-1)

Player	AB	R	H	BI	2B	3B	HR	BB	SB	CS	HP	SH	SF	SO	IBB	KL	GDP	PO	A	E
BOLDT cf	0	4	0	0	0	0	0	4	5	0	1	0	0	0	0	0	0	2	0	0
NUNEZ 2b/1b	4	1	1	1	1	0	0	1	0	1	0	0	0	1	0	0	0	4	0	1
MCGUIRE R c	2	2	1	3	1	0	0	2	1	1	0	0	1	0	0	0	0	7	2	0
MARTINEZ 3b	2	1	1	3	0	1	0	1	1	0	1	0	0	0	0	0	0	1	1	0
MCGUIRE A dh	2	0	1	0	0	0	0	2	0	0	0	0	0	0	0	0	0	0	0	0
BIGGIO 1b	2	0	0	0	0	0	0	0	0	0	0	0	0	1	0	0	0	2	1	0
WILLIAMS lf	1	0	0	0	0	0	0	1	0	1	0	0	0	0	0	0	0	0	0	0
ABREU rf	3	0	2	0	2	0	0	1	0	1	0	0	0	0	0	0	0	2	0	0
ARROYO ss	3	1	1	1	0	0	0	0	1	0	1	0	0	1	0	0	0	1	3	0
BRIGMAN lf	2	1	1	0	0	0	0	0	2	0	0	0	0	0	0	0	0	0	0	0
HEADY 2b	2	1	1	1	0	1	0	0	0	0	0	0	0	0	0	0	0	1	0	0
GONSALVES p	0	0	0	0	0	0	0	0	0	0	0	0	0	0	0	0	0	1	0	0
Totals.....	23	11	9	9	4	2	0	12	10	4	3	0	1	3	0	0	0	21	7	1

Colombia	IP	H	R	ER	BB	SO	WP	HB	BK	IBB	SH	SF	CI	2B	3B	HR	AB	BF	FO	GO	NP
PENA L,0-1	0.2	1	3	3	3	1	1	2	0	0	0	0	0	1	0	0	3	8	0	1	37
OLMOS	2.0	2	5	5	6	2	2	0	0	0	0	0	0	1	0	0	7	13	3	0	63
RUIZ	4.0	6	3	3	3	0	0	1	0	0	0	1	0	2	2	0	13	18	7	1	67

U.S.A.	IP	H	R	ER	BB	SO	WP	HB	BK	IBB	SH	SF	CI	2B	3B	HR	AB	BF	FO	GO	NP
GONSALVES W,1-0	7.0	6	1	1	2	8	0	2	0	0	1	0	0	1	0	0	25	30	7	4	107

Umpires - HP: TAURELLI Marco (ITA) 1B: YANG Jae Man (KOR) 3B: WAKABAYASHI Kou(JPN)  
Start: 10:00 Time: 2:24 Attendance: 50

Weather: Sunny

Game notes:

Scorer:SUMI Takuya (JPN) AN Woo Jun (KOR) OH Ik Hwan (KOR)

TC:SANTIAGO George (PUR) KANG Moon Kil (KOR)

Game: 19

## Resultado del Partido – Game Summary 20



# ITALY - CZECH REPUBLIC



18U World Championship - Seoul 2012  
Italy 12 (1-2), Czech Republic 1 (0-3) - Composite Box Score  
Sep 02, 2012 at Seoul (Jamsil)

Italy 12, Czech Republic 1 (Sep 02, 2012 at Seoul)

```

-----
Czech Republic..... 000 001 0 - 1 3 2      (0-3)
Italy.....          170 013 X - 12 13 2     (1-2)
-----
    
```

### Czech Republic 1 (0-3)

Player	AB	R	H	BI	2B	3B	HR	BB	SB	CS	HP	SH	SF	SO	IBB	KL	GDP	PO	A	E
AUBRECHT rf	3	0	0	0	0	0	0	1	0	0	0	0	0	0	0	0	0	0	0	0
ONDRACEK lf/ss	3	0	0	0	0	0	0	1	0	0	0	0	0	1	0	0	0	2	0	1
VYKOUKAL c	3	0	1	0	0	0	0	0	0	0	0	0	0	0	0	0	0	2	1	0
SAZAVSKY cf	2	1	1	0	0	0	0	1	0	0	0	0	0	0	0	0	0	0	0	0
MATKO 1b	1	0	0	0	0	0	0	2	0	0	0	0	0	0	0	0	0	6	0	0
HAJTMAR ss	2	0	0	0	0	0	0	0	0	0	0	0	0	2	0	0	0	3	2	0
ONDRA 2b	1	0	0	0	0	0	0	0	0	0	0	0	0	0	0	0	0	1	1	0
MUZIK dh	3	0	0	0	0	0	0	0	0	0	0	0	0	0	0	0	0	0	0	0
DEDEK 2b/lf	2	0	0	0	0	0	0	0	0	0	0	0	0	1	0	1	0	2	2	1
MOSTEK ph	1	0	0	0	0	0	0	0	0	0	0	0	0	0	0	0	0	0	0	0
VOHANKA 3b	3	0	1	0	0	0	0	0	0	0	0	0	0	1	0	0	0	0	1	0
SMIDT V p	0	0	0	0	0	0	0	0	0	0	0	0	0	0	0	0	0	0	0	0
PODZIMEK p	0	0	0	0	0	0	0	0	0	0	0	0	0	0	0	0	0	0	0	0
SVOBODA p	0	0	0	0	0	0	0	0	0	0	0	0	0	0	0	0	0	0	0	0
Totals.....	24	1	3	0	0	0	0	5	0	0	0	0	0	5	0	1	0	18	7	2

### Italy 12 (1-2)

Player	AB	R	H	BI	2B	3B	HR	BB	SB	CS	HP	SH	SF	SO	IBB	KL	GDP	PO	A	E
GASPARINI cf	4	2	1	0	0	0	0	0	0	0	0	0	0	1	0	0	0	1	0	0
PULZETTI 2b	0	1	0	1	0	0	0	1	0	0	1	1	0	0	0	0	0	2	3	1
FABBRI 2b	1	1	1	0	0	0	0	0	0	0	0	0	0	0	0	0	0	0	1	0
MERCURI ss	4	2	3	4	2	0	0	0	0	1	0	0	0	0	0	0	0	2	2	1
GARBELLA rf	4	2	2	2	1	0	0	0	0	0	0	0	0	0	0	0	0	2	0	0
MINEO lf	4	1	3	3	2	0	0	0	0	0	0	0	0	0	0	0	0	2	0	0
BENETTI 3b	4	1	2	0	0	0	0	0	0	0	0	0	0	0	0	0	0	0	1	0
BONIARDI dh	3	0	1	1	0	0	0	1	0	0	0	0	0	1	0	0	0	0	0	0
TRINCI c	4	1	0	0	0	0	0	0	0	0	0	0	0	0	0	0	0	5	0	0
CALASSO 1b	3	1	0	0	0	0	0	0	0	0	0	0	0	0	0	0	0	7	0	0
QUATTRINI p	0	0	0	0	0	0	0	0	0	0	0	0	0	0	0	0	0	0	2	0
BAZZARINI p	0	0	0	0	0	0	0	0	0	0	0	0	0	0	0	0	0	0	0	0
Totals.....	31	12	13	11	5	0	0	2	0	1	1	1	0	2	0	0	0	21	9	2

Czech Republic	IP	H	R	ER	BB	SO	WP	HB	BK	IBB	SH	SF	CI	2B	3B	HR	AB	BF	FO	GO	NP
SMIDT V L,0-1	2.0	6	8	0	1	0	1	1	0	0	1	0	0	2	0	0	12	15	2	3	53
PODZIMEK	3.1	6	4	4	1	1	1	0	0	0	0	0	0	3	0	0	16	17	5	4	69
SVOBODA	0.2	1	0	0	0	1	1	0	0	0	0	0	0	0	0	0	3	3	1	0	9

Italy	IP	H	R	ER	BB	SO	WP	HB	BK	IBB	SH	SF	CI	2B	3B	HR	AB	BF	FO	GO	NP
QUATTRINI W,1-0	6.0	2	1	0	5	4	2	0	0	0	0	0	0	0	0	0	20	25	5	8	92
BAZZARINI	1.0	1	0	0	0	1	0	0	0	0	0	0	0	0	0	0	4	4	1	1	18

Umpires - HP: FERMIN Batista (PAN) 1B: PARK Seong Jun (KOR) 3B: PARK Won Jung (KOR)  
Start: 10:00 Time: 2:08 Attendance: 72

Weather: Sunny

Game notes:

Scorers: MOLONEY Jennie (AUS), HAN In Hee (KOR), HWANG Sung Jun (KOR)

TC: SON Hyuk (KOR), KIM Byung Il (KOR)

Game: 20

## Resultado del Partido – Game Summary 21



# VENEZUELA - NETHERLANDS



18U World Championship - Seoul 2012  
 Venezuela 8 (2-1), Netherlands 3 (0-3) - Composite Box Score  
 Sep 02, 2012 at Seoul (Jamsil)

Venezuela 8, Netherlands 3 (Sep 02, 2012 at Seoul)

```

-----
Netherlands..... 000 003 000 - 3 4 0      (0-3)
Venezuela..... 001 213 10X - 8 10 1      (2-1)
-----
  
```

### Netherlands 3 (0-3)

Player	AB	R	H	BI	2B	3B	HR	BB	SB	CS	HP	SH	SF	SO	IBB	KL	GDP	PO	A	E
TRUE ss	4	1	0	0	0	0	0	1	0	0	0	0	0	3	0	2	0	2	3	0
PHILLIPPI 1b	4	1	1	0	0	0	0	0	0	0	0	0	0	2	0	0	0	5	1	0
AMSTEL VAN dh	3	0	1	1	0	0	0	1	0	0	0	0	0	0	0	0	0	0	0	0
ENGELHARDT lf	4	1	0	1	0	0	0	0	0	0	0	0	0	0	0	0	0	2	0	0
LOOS rf	4	0	1	0	0	0	0	0	0	1	0	0	0	1	0	1	0	3	1	0
KORENHOF cf	4	0	0	0	0	0	0	0	0	0	0	0	0	1	0	0	0	2	0	0
VERKERK 3b	1	0	0	0	0	0	0	2	0	0	0	0	0	1	0	0	0	1	4	0
GOUVERNEUR ph	1	0	0	0	0	0	0	0	0	0	0	0	0	0	0	0	0	0	0	0
CLARIJS c	2	0	1	1	0	0	0	2	0	0	0	0	0	0	0	0	0	5	0	0
SCHAAREMAN 2b	4	0	0	0	0	0	0	0	0	0	0	0	0	2	0	2	0	4	1	0
TIMMERMANS p	0	0	0	0	0	0	0	0	0	0	0	0	0	0	0	0	0	0	0	0
TIMMER p	0	0	0	0	0	0	0	0	0	0	0	0	0	0	0	0	0	0	0	0
SCHEL p	0	0	0	0	0	0	0	0	0	0	0	0	0	0	0	0	0	0	0	0
Totals.....	31	3	4	3	0	0	0	6	0	1	0	0	0	10	0	5	0	24	10	0

### Venezuela 8 (2-1)

Player	AB	R	H	BI	2B	3B	HR	BB	SB	CS	HP	SH	SF	SO	IBB	KL	GDP	PO	A	E
LINO cf	5	0	1	1	0	0	0	0	0	0	0	0	0	0	0	0	0	0	0	0
LUCENA ss	1	2	0	0	0	0	0	3	0	0	0	0	0	0	0	0	0	2	6	1
GARCIA c	4	2	3	1	1	1	0	0	0	0	0	0	0	0	0	0	1	8	3	0
COLMENARES 1b	4	1	1	1	0	0	0	0	0	0	0	0	0	2	0	0	0	8	1	0
GONZALEZ dh	3	0	0	1	0	0	0	0	0	0	0	0	0	0	0	0	0	0	0	0
LUGO ph	1	0	0	0	0	0	0	0	0	0	0	0	0	1	0	1	0	0	0	0
ZORRILLA rf	4	1	1	1	0	0	0	0	0	0	0	0	0	1	0	0	0	0	0	0
YEPEZ 3b	3	1	1	2	0	0	0	0	0	0	1	0	0	0	0	0	0	2	2	0
ZABALETA lf	3	0	1	1	0	0	0	1	0	0	0	0	0	0	0	0	0	1	0	0
ALVARADO 2b	2	1	1	0	1	0	0	0	0	0	0	0	0	0	0	0	0	3	1	0
CUICAS ph/2b	2	0	1	0	0	0	0	0	0	0	0	0	0	0	0	0	0	1	0	0
RIVERO p	0	0	0	0	0	0	0	0	0	0	0	0	0	0	0	0	0	2	1	0
SOLANO p	0	0	0	0	0	0	0	0	0	0	0	0	0	0	0	0	0	0	0	0
Totals.....	32	8	10	8	2	1	0	4	0	0	1	0	0	4	0	1	1	27	14	1

Netherlands	IP	H	R	ER	BB	SO	WP	HB	BK	IBB	SH	SF	CI	2B	3B	HR	AB	BF	FO	GO	NP
TIMMERMANS L,0-1	5.1	7	7	7	2	2	1	1	0	0	0	0	0	2	0	0	21	24	7	5	89
TIMMER	1.0	2	1	1	1	0	1	0	1	0	0	0	0	0	1	0	5	6	1	2	25
SCHEL	1.2	1	0	0	1	2	1	0	0	0	0	0	0	0	0	0	6	7	2	1	26

Venezuela	IP	H	R	ER	BB	SO	WP	HB	BK	IBB	SH	SF	CI	2B	3B	HR	AB	BF	FO	GO	NP
RIVERO W,1-0	5.2	3	3	3	5	4	1	0	0	0	0	0	0	0	0	0	20	25	4	8	106
SOLANO S,1	3.1	1	0	0	1	6	0	0	0	0	0	0	0	0	0	0	11	12	1	3	56

Umpires - HP: KIM Do Hyung (KOR) 1B: HOWARD Gregory (AUS) 3B: HWANG Suk Man (KOR)  
 Start: 14:00 Time: 2:34 Attendance: 85

Weather: Sunny

Game notes:

Scorers: MOLONEY Jennie (AUS), DROST Feiko (NED), HWANG Sung Jun (KOR)

TC: PICKETT Brett (AUS), PARK Ro Jun (KOR)

Game: 21

## Resultado del Partido – Game Summary 22



# AUSTRALIA - SOUTH KOREA



18U World Championship - Seoul 2012  
 South Korea 7 (3-0), Australia 1 (1-2) - Composite Box Score  
 Sep 02, 2012 at Seoul (Mokdong)

South Korea 7, Australia 1 (Sep 02, 2012 at Seoul)

```

-----
South Korea..... 001 200 022 - 7 13 0      (3-0)
Australia..... 100 000 000 - 1 6 1      (1-2)
-----
  
```

### South Korea 7 (3-0)

Player	AB	R	H	BI	2B	3B	HR	BB	SB	CS	HP	SH	SF	SO	IBB	KL	GDP	PO	A	E
KIM IT rf	4	1	2	1	0	0	0	1	1	0	0	0	0	0	0	0	0	1	1	0
KIM MJ 2b	3	0	0	0	0	0	0	0	0	0	0	1	0	0	0	0	0	1	2	0
KYE ph/2b	1	0	0	0	0	0	0	0	0	0	0	0	0	0	0	0	0	0	1	0
KANG ss	5	0	2	0	0	1	0	0	1	0	0	0	0	1	0	1	0	0	2	0
YOON DY dh	4	0	1	1	0	0	0	0	0	0	0	0	0	1	0	0	0	0	0	0
CHOI ph	0	1	0	0	0	0	0	1	1	0	0	0	0	0	0	0	0	0	0	0
LEE WS lf	5	0	1	0	0	0	0	0	0	0	0	0	0	1	0	1	0	3	0	0
SIM lb	4	1	1	0	0	0	0	1	0	0	0	0	0	1	0	0	0	8	2	0
SONG JS cf	5	1	3	2	0	2	0	0	0	0	0	0	0	1	0	0	0	1	0	0
HAN c	4	1	0	0	0	0	0	1	0	0	0	0	0	2	0	2	0	10	1	0
YOO 3b	4	2	3	1	0	0	0	0	2	0	0	0	0	1	0	0	0	1	3	0
JANG p	0	0	0	0	0	0	0	0	0	0	0	0	0	0	0	0	0	1	1	0
SHIM p	0	0	0	0	0	0	0	0	0	0	0	0	0	0	0	0	0	0	0	0
LEE GW p	0	0	0	0	0	0	0	0	0	0	0	0	0	0	0	0	0	0	0	0
AN p	0	0	0	0	0	0	0	0	0	0	0	0	0	0	0	0	0	1	0	0
Totals.....	39	7	13	5	0	3	0	4	5	0	0	1	0	8	0	4	0	27	13	0

### Australia 1 (1-2)

Player	AB	R	H	BI	2B	3B	HR	BB	SB	CS	HP	SH	SF	SO	IBB	KL	GDP	PO	A	E
HARGREAVES cf	4	0	2	0	0	0	0	0	0	0	0	0	0	0	0	0	0	2	0	0
SHEPHERD 3b	4	0	0	0	0	0	0	0	0	0	0	0	0	1	0	1	0	0	3	0
SAYERS ss	3	1	0	0	0	0	0	1	1	0	0	0	0	0	0	0	0	1	0	0
WARNER lb	4	0	2	1	1	0	0	0	0	0	0	0	0	1	0	1	0	8	0	0
KENNELLY J dh	3	0	1	0	0	0	0	1	0	0	0	0	0	1	0	1	0	0	0	0
LESLIE rf	4	0	1	0	0	0	0	0	0	0	0	0	0	0	0	0	0	2	0	0
PERKINS c	4	0	0	0	0	0	0	0	0	0	0	0	0	3	0	2	0	9	0	0
IHLE lf	2	0	0	0	0	0	0	0	0	0	0	0	0	2	0	0	0	1	0	0
HOSCHKE ph/lf	2	0	0	0	0	0	0	0	0	0	0	0	0	1	0	0	0	2	0	1
KENNELLY S 2b	2	0	0	0	0	0	0	1	1	0	0	0	0	1	0	0	0	2	1	0
THORPE p	0	0	0	0	0	0	0	0	0	0	0	0	0	0	0	0	0	0	3	0
ZAHRADNIK p	0	0	0	0	0	0	0	0	0	0	0	0	0	0	0	0	0	0	0	0
HASS p	0	0	0	0	0	0	0	0	0	0	0	0	0	0	0	0	0	0	0	0
Totals.....	32	1	6	1	1	0	0	3	2	0	0	0	0	10	0	5	0	27	7	1

South Korea	IP	H	R	ER	BB	SO	WP	HB	BK	IBB	SH	SF	CI	2B	3B	HR	AB	BF	FO	GO	NP
JANG W,1-0	7.0	5	1	1	2	7	0	0	0	0	0	0	0	1	0	0	25	27	5	8	116
SHIM	1.0	0	0	0	1	2	0	0	0	0	0	0	0	0	0	0	3	4	1	0	13
LEE GW	0.2	1	0	0	0	1	0	0	0	0	0	0	0	0	0	0	3	3	0	1	16
AN	0.1	0	0	0	0	0	0	0	0	0	0	0	0	0	0	0	1	1	0	1	3

Australia	IP	H	R	ER	BB	SO	WP	HB	BK	IBB	SH	SF	CI	2B	3B	HR	AB	BF	FO	GO	NP
THORPE L,0-1	5.1	9	3	2	0	7	1	0	0	0	1	0	0	0	2	0	24	25	5	4	100
ZAHRADNIK	2.2	3	2	1	2	1	1	0	0	0	0	0	0	0	0	0	11	13	5	2	55
HASS	1.0	1	2	2	2	0	1	0	0	0	0	0	0	0	1	0	4	6	2	1	17

Umpires - HP: OKO Jon (CAN) 1B: CHEN Bin Shun (TPE) 3B: SWEENEY Kevin (USA)  
 Start: 14:02 Time: 2:55 Attendance: 1000

Weather: Cloudy

Game notes:

Scorer: SUMI Takuya (JPN) AN Woo Jun (KOR) OH, Ik Hwan (KOR)

TC: SANTIAGO George (PUR) LIN Hua Wei (TPE)

Game: 22

## Resultado del Partido – Game Summary 23



# CHINESE TAIPEI - CANADA



18U World Championship - Seoul 2012  
 Chinese Taipei 6 (2-1), Canada 5 (2-1) - Composite Box Score  
 Sep 02, 2012 at Seoul (Mokdong)

Chinese Taipei 6, Canada 5 (Sep 02, 2012 at Seoul)

Canada.....	022	100	000	-	5	12	0	(2-1)
Chinese Taipei.....	000	020	031	-	6	10	2	(2-1)

### Canada 5 (2-1)

Player	AB	R	H	BI	2B	3B	HR	BB	SB	CS	HP	SH	SF	SO	IBB	KL	GDP	PO	A	E
ROBSON cf	4	0	1	0	0	0	0	1	1	0	0	0	0	3	0	1	0	2	0	0
HANN 2b	5	1	2	0	0	1	0	0	0	1	0	0	0	0	0	0	0	2	5	0
DESOUZA lf	5	0	1	1	0	0	0	0	0	0	0	0	0	2	0	1	0	3	0	0
MORGAN rf	4	1	0	0	0	0	0	0	0	0	0	0	0	2	0	1	0	0	0	0
SIDDALL lb	4	1	2	1	0	0	0	0	0	0	0	0	0	0	0	0	0	13	1	0
HODGES 3b	4	1	2	0	1	0	0	0	0	0	0	0	0	0	0	0	0	0	3	0
SPIWAK c	4	0	2	1	0	0	0	0	0	0	0	0	0	1	0	1	0	4	0	0
NAYLOR dh	3	0	1	1	0	0	0	0	0	0	0	0	1	0	0	0	0	0	0	0
PINERO pr	0	0	0	0	0	0	0	0	0	0	0	0	0	0	0	0	0	0	0	0
TRIOLO ss	4	1	1	1	0	0	1	0	0	0	0	0	0	0	0	0	1	1	3	0
QUANTRILL p	0	0	0	0	0	0	0	0	0	0	0	0	0	0	0	0	0	1	1	0
SEABROOKE p	0	0	0	0	0	0	0	0	0	0	0	0	0	0	0	0	0	0	0	0
SEIFRIT p	0	0	0	0	0	0	0	0	0	0	0	0	0	0	0	0	0	0	0	0
DAWE p	0	0	0	0	0	0	0	0	0	0	0	0	0	0	0	0	0	0	0	0
Totals.....	37	5	12	5	1	1	1	1	1	1	0	0	1	8	0	4	1	26	13	0

### Chinese Taipei 6 (2-1)

Player	AB	R	H	BI	2B	3B	HR	BB	SB	CS	HP	SH	SF	SO	IBB	KL	GDP	PO	A	E
LEE 3b	3	2	1	0	0	0	0	2	0	0	0	0	0	2	0	2	0	1	1	0
SEN YP lf	4	0	2	2	0	0	0	0	0	0	0	1	0	0	0	0	0	2	0	1
SU lb	4	1	2	1	0	0	0	1	0	0	0	0	0	0	0	0	0	9	2	0
LIN TW ss	3	1	1	0	0	0	0	1	0	0	0	0	0	0	0	0	1	1	5	0
WANG dh	2	0	0	0	0	0	0	0	0	0	0	0	0	0	0	0	0	0	0	0
TSAI ph/dh	2	0	0	0	0	0	0	0	0	0	0	0	0	1	0	1	0	0	0	0
CHEN YM rf	3	0	1	2	0	0	0	0	0	0	1	0	0	0	0	0	0	1	0	0
YANG CW 2b	4	0	1	1	0	0	0	0	0	0	0	0	0	1	0	0	1	2	3	0
CHAN c	4	1	1	0	0	0	0	0	0	0	0	0	0	0	0	0	0	10	0	0
TSAO cf	4	1	1	0	0	0	0	0	0	0	0	0	0	0	0	0	0	1	0	0
YANG HH p	0	0	0	0	0	0	0	0	0	0	0	0	0	0	0	0	0	0	0	1
LIN CH p	0	0	0	0	0	0	0	0	0	0	0	0	0	0	0	0	0	0	1	0
HUANG p	0	0	0	0	0	0	0	0	0	0	0	0	0	0	0	0	0	0	1	0
TSENG JH p	0	0	0	0	0	0	0	0	0	0	0	0	0	0	0	0	0	0	0	0
Totals.....	33	6	10	6	0	0	0	4	0	0	1	1	0	4	0	3	2	27	13	2

Canada	IP	H	R	ER	BB	SO	WP	HB	BK	IBB	SH	SF	CI	2B	3B	HR	AB	BF	FO	GO	NP
QUANTRILL	7.1	7	3	3	1	3	0	1	0	0	0	0	0	0	0	0	27	29	6	11	94
SEABROOKE	0.0	0	2	2	2	0	0	0	0	0	0	0	0	0	0	0	0	2	0	0	12
SEIFRIT	0.2	2	0	0	1	0	0	0	0	0	0	0	0	0	0	0	4	4	1	0	13
DAWE L,0-1	0.2	1	1	1	1	0	0	0	0	0	1	0	0	0	0	0	2	4	0	2	14

Chinese Taipei	IP	H	R	ER	BB	SO	WP	HB	BK	IBB	SH	SF	CI	2B	3B	HR	AB	BF	FO	GO	NP
YANG HH	2.2	7	4	4	0	2	1	0	0	0	0	1	0	1	1	0	14	15	4	2	55
LIN CH	2.2	4	1	1	0	3	0	0	0	0	0	0	0	0	1	11	11	1	3	37	
HUANG	2.2	1	0	0	0	2	0	0	0	0	0	0	0	0	0	8	8	1	4	31	
TSENG JH W,1-0	1.0	0	0	0	1	1	0	0	0	0	0	0	0	0	0	4	5	0	2	22	

Umpires - HP: YAMAGUCHI TOMO (JPN) 1B: PARK Hi Young (KOR) 3B: PIMENTEL Osmel (VEN)  
 Start: 18:01 Time: 3:03 Attendance: 200

Weather: Cludy  
 Game notes:  
 Scorers: SUMI Takuya (JPN) AN, Woo Jun (KOR) OH, Ik Hwan (KOR)  
 TC: ASO Koji (JPN) LEE, Kyu-Seok  
 SEABROOKE faced 2 batters in the 8th.  
 Game: 23

## Resultado del Partido – Game Summary 24



# JAPAN - PANAMA



18U World Championship - Seoul 2012  
Japan 8, Panama 0 - Composite Box Score  
Sep 02, 2012 at Seoul (Jamsil)

Japan 8, Panama 0 (Sep 02, 2012 at Seoul)

Panama.....	000	000	000	-	0	3	2	(2-1)
Japan.....	110	132	00X	-	8	13	1	(2-1)

### Panama 0 (2-1)

Player	AB	R	H	BI	2B	3B	HR	BB	SB	CS	HP	SH	SF	SO	IBB	KL	GDP	PO	A	E	
OROZCO lf/2b	4	0	1	0	0	0	0	0	0	0	0	0	0	0	0	0	0	0	3	1	0
JORDAN 2b	3	0	0	0	0	0	0	0	0	0	0	0	0	0	0	0	0	0	3	1	0
SANTOS ph/lf	1	0	0	0	0	0	0	0	0	0	0	0	0	0	0	0	0	0	0	0	0
SANJUR 3b	3	0	0	0	0	0	0	1	0	0	0	0	0	1	0	0	0	0	1	1	0
RAMOS dh	4	0	0	0	0	0	0	0	0	0	0	0	0	1	0	0	0	0	0	0	0
HO rf	4	0	1	0	0	0	0	0	0	0	0	0	0	1	0	1	0	0	1	0	0
SERRANO cf	3	0	0	0	0	0	0	0	0	0	0	0	0	0	0	0	0	0	2	0	0
DIAZ c	3	0	0	0	0	0	0	0	0	0	0	0	0	1	0	0	0	0	7	0	0
MALOFF lb	3	0	0	0	0	0	0	0	0	0	0	0	0	0	0	0	0	0	2	1	0
SOSA ss	2	0	1	0	1	0	0	0	0	0	0	0	0	0	0	0	0	0	1	0	2
PIMENTEL ss	1	0	0	0	0	0	0	0	0	0	0	0	0	0	0	0	0	0	2	0	0
SALAZAR p	0	0	0	0	0	0	0	0	0	0	0	0	0	0	0	0	0	0	2	1	0
CABALLERO p	0	0	0	0	0	0	0	0	0	0	0	0	0	0	0	0	0	0	1	0	0
GONZALEZ J p	0	0	0	0	0	0	0	0	0	0	0	0	0	0	0	0	0	0	0	0	0
MENDEZ p	0	0	0	0	0	0	0	0	0	0	0	0	0	0	0	0	0	0	0	0	0
Totals.....	31	0	3	0	1	0	0	1	0	0	0	0	0	4	0	1	0	24	6	2	

### Japan 8 (2-1)

Player	AB	R	H	BI	2B	3B	HR	BB	SB	CS	HP	SH	SF	SO	IBB	KL	GDP	PO	A	E	
MORI c	4	1	2	1	0	1	0	1	0	0	0	0	0	0	0	0	0	0	4	0	0
IYOTA 2b	3	0	1	1	0	0	0	1	0	0	0	1	0	1	0	0	0	0	0	4	0
TAMURA 3b	3	1	1	1	0	0	0	2	0	0	0	0	0	1	0	0	0	0	0	2	0
OTANI dh	5	1	2	1	0	0	0	0	0	0	0	0	0	1	0	1	0	0	0	0	0
TAKAHASHI lf	5	1	2	0	0	1	0	0	1	0	0	0	0	0	0	0	0	0	2	0	0
KANEKO lb	4	0	1	2	0	0	0	0	0	0	0	0	0	0	0	0	0	0	15	2	0
TABATA ph	1	0	0	0	0	0	0	0	0	0	0	0	0	0	0	0	0	0	0	0	0
SUGAWARA lb	0	0	0	0	0	0	0	0	0	0	0	0	0	0	0	0	0	0	0	0	0
SASAGAWA rf	3	3	3	1	0	1	0	1	1	0	1	0	0	0	0	0	0	0	1	0	0
MIZUMOTO cf	3	0	0	0	0	0	0	1	0	0	0	1	0	2	0	1	0	2	0	0	0
HOJO ss	5	1	1	1	0	0	0	0	1	0	0	0	0	2	0	2	0	2	4	1	
JOHMA p	0	0	0	0	0	0	0	0	0	0	0	0	0	0	0	0	0	0	1	4	0
OTSUKA p	0	0	0	0	0	0	0	0	0	0	0	0	0	0	0	0	0	0	0	0	0
Totals.....	36	8	13	8	0	3	0	6	3	0	1	2	0	7	0	4	0	27	16	1	

Panama	IP	H	R	ER	BB	SO	WP	HB	BK	IBB	SH	SF	CI	2B	3B	HR	AB	BF	FO	GO	NP
SALAZAR L,0-1	3.2	5	3	2	3	4	0	0	0	0	2	0	0	0	1	0	16	21	3	4	70
CABALLERO	1.2	6	5	5	3	1	1	1	0	0	0	0	0	0	2	0	10	14	2	1	53
GONZALEZ J	0.2	0	0	0	0	0	0	0	0	0	0	0	0	0	0	0	2	2	1	1	4
MENDEZ	2.0	2	0	0	0	2	0	0	0	0	0	0	0	0	0	0	8	8	3	1	23

Japan	IP	H	R	ER	BB	SO	WP	HB	BK	IBB	SH	SF	CI	2B	3B	HR	AB	BF	FO	GO	NP
JOHMA W,1-0	7.0	3	0	0	1	1	0	0	0	0	0	0	0	1	0	0	25	26	5	15	106
OTSUKA	2.0	0	0	0	0	3	0	0	0	0	0	0	0	0	0	0	6	6	2	1	23

Umpires - HP: LIM Jae Hoon (KOR) 1B: CONDON David (USA) 3B: KULHANEK David (CZE)  
Start: 18:00 Time: 2:40 Attendance: 200

Weather: Overcast

Game notes:

Scorers: MOLONEY Jennie (AUS), DROST Feiko (NED), HWANG Sung Jun (KOR)

TC: PICKETT Brett (AUS), KANG Moon Kil (KOR)

Game: 24

## Resultado del Partido – Game Summary 25



# NETHERLANDS - AUSTRALIA



18U World Championship - Seoul 2012  
Australia 8 (2-2), Netherlands 1 (0-4) - Composite Box Score  
Sep 03, 2012 at Seoul (Mokdong)

Australia 8, Netherlands 1 (Sep 03, 2012 at Seoul)

```
-----
Australia..... 004 002 002 - 8 13 0      (2-2)
Netherlands..... 000 100 000 - 1 5 0      (0-4)
-----
```

### Australia 8 (2-2)

Player	AB	R	H	BI	2B	3B	HR	BB	SB	CS	HP	SH	SF	SO	IBB	KL	GDP	PO	A	E
HARGREAVES cf	6	1	1	0	0	0	0	0	0	0	0	0	0	2	0	0	0	3	0	0
SHEPHERD 3b	5	3	3	1	0	1	0	1	1	0	0	0	0	0	0	0	0	0	1	0
SAYERS ss	3	2	1	5	0	0	1	3	0	0	0	0	0	1	0	0	0	1	3	0
WARNER dh	6	0	2	0	0	0	0	0	0	0	0	0	0	1	0	1	0	0	0	0
KENNELLY J c	6	0	2	0	0	0	0	0	1	0	0	0	0	0	0	0	0	9	0	0
LESLIE rf	3	0	1	2	0	0	0	2	0	0	0	0	0	1	0	1	0	0	0	0
HOSCHKE lf	4	0	1	0	0	0	0	0	0	0	0	0	0	3	0	0	0	0	0	0
IHLE ph/lf	0	0	0	0	0	0	0	1	0	0	0	0	0	0	0	0	0	0	0	0
HASS lb	4	0	0	0	0	0	0	1	0	0	0	0	0	0	0	0	0	10	1	0
KENNELLY S 2b	3	2	2	0	2	0	0	2	0	0	0	0	0	1	0	1	0	2	4	0
ALDRIDGE p	0	0	0	0	0	0	0	0	0	0	0	0	0	0	0	0	0	0	1	0
HOLLAND p	0	0	0	0	0	0	0	0	0	0	0	0	0	0	0	0	0	0	1	0
WILSON p	0	0	0	0	0	0	0	0	0	0	0	0	0	0	0	0	0	0	0	0
GUYER p	0	0	0	0	0	0	0	0	0	0	0	0	0	0	0	0	0	0	0	0
Totals.....	40	8	13	8	2	1	1	10	2	0	0	0	0	9	0	3	0	27	10	0

### Netherlands 1 (0-4)

Player	AB	R	H	BI	2B	3B	HR	BB	SB	CS	HP	SH	SF	SO	IBB	KL	GDP	PO	A	E
TRUE ss	3	0	0	0	0	0	0	1	0	0	0	0	0	0	0	0	0	2	1	0
PHILLIPPI lf/1b	3	0	2	0	1	1	0	1	0	0	0	0	0	1	0	0	0	7	0	0
AMSTEL VAN 3b	2	0	0	0	0	0	0	2	0	0	0	0	0	0	0	0	0	1	2	0
ENGELHARDT dh	4	0	0	0	0	0	0	0	0	0	0	0	0	1	0	1	0	0	0	0
LOOS rf	4	1	1	0	0	0	0	0	1	0	0	0	0	1	0	1	1	2	0	0
CLARIJS c	2	0	1	0	0	0	0	1	1	0	0	0	0	1	0	0	0	9	0	0
VERKERK ph	1	0	0	0	0	0	0	0	0	0	0	0	0	1	0	0	0	0	0	0
GOUVERNEUR 1b	1	0	0	0	0	0	0	0	0	0	0	0	0	1	0	1	0	2	0	0
POST lf	3	0	1	0	0	0	0	0	0	0	0	0	0	0	0	0	0	0	1	0
KORENHOF cf	4	0	0	0	0	0	0	0	1	0	0	0	0	1	0	1	0	0	0	0
SCHAAREMAN 2b	4	0	0	0	0	0	0	0	0	0	0	0	0	2	0	1	0	3	5	0
RIETEL p	0	0	0	0	0	0	0	0	0	0	0	0	0	0	0	0	0	0	0	0
ANGELA p	0	0	0	0	0	0	0	0	0	0	0	0	0	0	0	0	0	0	1	0
PRIKKEL p	0	0	0	0	0	0	0	0	0	0	0	0	0	0	0	0	0	0	0	0
Totals.....	31	1	5	0	1	1	0	5	3	0	0	0	0	9	0	5	1	27	9	0

Australia	IP	H	R	ER	BB	SO	WP	HB	BK	IBB	SH	SF	CI	2B	3B	HR	AB	BF	FO	GO	NP
ALDRIDGE W,1-0	5.0	4	1	1	3	6	0	0	0	0	0	0	0	1	1	0	19	22	3	6	89
HOLLAND	2.0	0	0	0	0	2	0	0	0	0	0	0	0	0	0	0	6	6	0	4	25
WILSON	1.0	0	0	0	2	0	0	0	0	0	0	0	0	0	0	0	2	4	1	1	22
GUYER	1.0	1	0	0	0	1	0	0	0	0	0	0	0	0	0	0	4	4	1	1	14
Netherlands	IP	H	R	ER	BB	SO	WP	HB	BK	IBB	SH	SF	CI	2B	3B	HR	AB	BF	FO	GO	NP
RIETEL L,0-2	3.0	5	4	4	3	3	0	0	0	0	0	0	0	0	0	1	14	17	4	2	60
ANGELA	5.0	5	2	2	7	6	1	0	0	0	0	0	0	1	0	0	20	27	3	6	98
PRIKKEL	1.0	3	2	2	0	0	0	0	0	0	0	0	0	1	1	0	6	6	1	2	14

Umpires - HP: PARK Seong Jun (KOR) 1B: PARK Won Jung (KOR) 3B: OKO Jon (CAN)  
Start: 10:00 Time: 2:46 Attendance: 65

Weather: Overcast

Game notes:

Scorers: DROST Feiko (NED), HAN In Hee (KOR), HWANG Sung Jun (KOR)

TC: ASO Koji (JPN), HYUK Son (KOR)

Game: 25

## Resultado del Partido – Game Summary 26



# CANADA - CZECH REPUBLIC



18U World Championship - Seoul 2012  
Canada 3 (3-1), Czech Republic 2 (0-4) - Composite Box Score  
Sep 03, 2012 at Seoul (Jamsil)

Canada 3, Czech Republic 2 (Sep 03, 2012 at Seoul)

```
-----
Czech Republic..... 000 010 010 - 2 6 2      (0-4)
Canada.....          100 000 20X - 3 8 0      (3-1)
-----
```

### Czech Republic 2 (0-4)

Player	AB	R	H	BI	2B	3B	HR	BB	SB	CS	HP	SH	SF	SO	IBB	KL	GDP	PO	A	E
AUBRECHT rf	4	0	0	0	0	0	0	1	0	0	0	0	0	3	0	2	0	1	0	0
ONDRACEK 2b	5	1	3	1	0	0	0	0	1	0	0	0	0	1	0	0	0	5	1	0
SAZAVSKY cf	3	0	0	0	0	0	0	0	0	0	1	0	0	2	0	2	0	6	0	0
VYKOUKAL dh	4	0	1	1	0	0	0	0	0	0	0	0	0	1	0	1	0	0	0	0
MATKO 1b	4	0	0	0	0	0	0	0	0	0	0	0	0	3	0	1	0	7	1	0
MUZIK c	4	0	0	0	0	0	0	0	0	0	0	0	0	1	0	0	0	2	0	0
VOHANKA 3b	3	1	0	0	0	0	0	1	0	0	0	0	0	0	0	0	0	0	0	0
BUZGA lf	3	0	1	0	0	0	0	0	0	0	0	1	0	1	0	0	0	2	0	0
HAJTMAR ss	2	0	1	0	0	0	0	2	0	0	0	0	0	0	0	0	0	1	1	1
ONDRA p	0	0	0	0	0	0	0	0	0	0	0	0	0	0	0	0	0	0	1	0
NOVAK p	0	0	0	0	0	0	0	0	0	0	0	0	0	0	0	0	0	0	0	0
DEDEK p	0	0	0	0	0	0	0	0	0	0	0	0	0	0	0	0	0	0	0	1
Totals.....	32	2	6	2	0	0	0	4	1	0	1	1	0	12	0	6	0	24	4	2

### Canada 3 (3-1)

Player	AB	R	H	BI	2B	3B	HR	BB	SB	CS	HP	SH	SF	SO	IBB	KL	GDP	PO	A	E
ROBSON cf	4	0	1	0	1	0	0	0	1	0	0	0	0	0	0	0	0	2	0	0
HANN 2b	3	1	1	0	0	0	0	1	1	0	0	0	0	0	0	0	0	0	3	0
NAYLOR lf	4	0	2	1	0	0	0	0	0	0	0	0	0	0	0	0	0	0	0	0
DESOUZA lf	0	0	0	0	0	0	0	0	0	0	0	0	0	0	0	0	0	0	0	0
MORGAN dh	3	0	1	0	0	0	0	1	0	0	0	0	0	0	0	0	0	0	0	0
SIDDALL rf	4	0	0	0	0	0	0	0	0	0	0	0	0	0	0	0	0	1	0	0
HODGES 3b	3	1	1	0	0	0	0	0	1	0	1	0	0	1	0	0	0	0	1	0
PINERO 1b	4	1	1	0	0	0	0	0	0	0	0	0	0	0	0	0	0	12	0	0
SHAW c	2	0	1	0	0	0	0	0	0	0	1	0	0	0	0	0	0	11	0	0
SPIWAK c	1	0	0	0	0	0	0	0	0	0	0	0	0	0	0	0	0	1	0	0
TRIOLO ss	2	0	0	1	0	0	0	0	0	0	0	0	1	0	0	0	0	0	1	0
VINCENT p	0	0	0	0	0	0	0	0	0	0	0	0	0	0	0	0	0	0	5	0
BOTNICK p	0	0	0	0	0	0	0	0	0	0	0	0	0	0	0	0	0	0	0	0
Totals.....	30	3	8	2	1	0	0	2	3	0	1	1	1	1	0	0	0	27	10	0

Czech Republic	IP	H	R	ER	BB	SO	WP	HB	BK	IBB	SH	SF	CI	2B	3B	HR	AB	BF	FO	GO	NP
ONDRA L,0-1	6.1	8	3	2	0	1	0	0	0	0	1	0	0	1	0	0	25	26	13	4	67
NOVAK	0.2	0	0	0	1	0	0	0	0	0	0	1	0	0	0	0	2	4	1	1	18
DEDEK	1.0	0	0	0	1	0	0	1	0	0	0	0	0	0	0	0	3	5	3	0	16

Canada	IP	H	R	ER	BB	SO	WP	HB	BK	IBB	SH	SF	CI	2B	3B	HR	AB	BF	FO	GO	NP
VINCENT W,1-0	7.0	3	1	1	3	9	0	1	0	0	1	0	0	0	0	0	23	28	3	9	105
BOTNICK S,1	2.0	3	1	1	1	3	0	0	1	0	0	0	0	0	0	0	9	10	2	1	32

Umpires - HP: YANG Jae Man (KOR) 1B: WAKABAYASHI Kou (JPN) 3B: KIM Do Hyung (KOR)  
Start: 10:08 Time: 2:11 Attendance: 73

Weather: Sunny

Game notes:

Scorers: MOLONEY Jennie (AUS), AN Woo Jun (KOR), OH Ik Hwan (KOR)

TC: LIN Hua Wei (TPE), PARK Ro Jun (KOR)

Game: 26



## Resultado del Partido – Game Summary 27



# CHINESE TAIPEI - PANAMA



18U World Championship - Seoul 2012  
Chinese Taipei 4 (3-1), Panama 3 (2-2) - Composite Box Score  
Sep 03, 2012 at Seoul (Jamsil)

Chinese Taipei 4, Panama 3 (Sep 03, 2012 at Seoul)

```

-----
Panama..... 110 000 010 - 3 10 2      (2-2)
Chinese Taipei..... 102 000 001 - 4 9 1      (3-1)
-----
    
```

### Panama 3 (2-2)

Player	AB	R	H	BI	2B	3B	HR	BB	SB	CS	HP	SH	SF	SO	IBB	KL	GDP	PO	A	E
OROZCO 2b/1f	5	1	1	1	0	0	0	0	0	0	0	0	0	1	0	0	0	1	4	0
SOSA dh	4	1	1	0	0	1	0	0	0	0	0	0	0	2	0	0	0	0	0	0
SANJUR 3b	4	0	1	0	0	0	0	0	0	0	0	0	0	0	0	0	0	3	5	0
HO rf/lb	3	0	2	2	0	0	0	0	0	1	0	0	1	0	0	0	0	5	0	0
DIAZ c	4	0	0	0	0	0	0	0	0	0	0	0	0	1	0	0	0	5	0	0
SANTOS lf/rf	4	0	0	0	0	0	0	0	0	0	0	0	0	1	0	1	0	1	1	1
SERRANO cf	4	1	2	0	0	0	0	0	0	0	0	0	0	0	0	0	0	2	0	0
MALOFF 1b	2	0	1	0	0	0	0	0	0	0	0	1	0	1	0	0	0	8	0	1
JORDAN pr/2b	1	0	0	0	0	0	0	0	0	0	0	0	0	0	0	0	0	0	0	0
PIMENTEL ss	4	0	2	0	0	0	0	0	0	0	0	0	0	0	0	0	0	1	3	0
ESCALANTE p	0	0	0	0	0	0	0	0	0	0	0	0	0	0	0	0	0	0	0	0
GUZMAN p	0	0	0	0	0	0	0	0	0	0	0	0	0	0	0	0	0	0	2	0
MENDEZ p	0	0	0	0	0	0	0	0	0	0	0	0	0	0	0	0	0	0	0	0
Totals.....	35	3	10	3	0	1	0	0	0	1	0	1	1	6	0	1	0	26	15	2

### Chinese Taipei 4 (3-1)

Player	AB	R	H	BI	2B	3B	HR	BB	SB	CS	HP	SH	SF	SO	IBB	KL	GDP	PO	A	E
LIN TW ss	4	1	1	2	0	0	0	0	0	0	0	0	1	1	0	0	0	2	4	1
SEN YP lf	1	1	0	0	0	0	0	2	0	0	0	1	0	0	0	0	0	1	0	0
LEE 3b	4	0	3	0	0	0	0	0	0	0	0	0	0	1	0	0	0	1	1	0
SU 1b	3	0	1	2	0	0	0	0	0	0	0	0	1	0	0	0	0	11	0	0
CHEN YM rf	4	0	0	0	0	0	0	0	0	0	0	0	0	0	0	0	0	0	0	0
YANG CW 2b	4	1	2	0	0	0	0	0	0	0	0	0	0	1	0	0	0	2	1	0
CHAN c	3	0	1	0	0	0	0	1	0	0	0	0	0	0	0	0	0	6	1	0
TSAI dh	1	0	0	0	0	0	0	0	0	0	0	0	0	1	0	0	0	0	0	0
WANG ph/dh	3	0	0	0	0	0	0	0	0	0	0	0	0	1	0	1	0	0	0	0
TSAO cf	3	1	1	0	0	0	0	1	0	0	0	0	0	0	1	0	0	4	0	0
SEN JH p	0	0	0	0	0	0	0	0	0	0	0	0	0	0	0	0	0	0	1	0
TSENG JH p	0	0	0	0	0	0	0	0	0	0	0	0	0	0	0	0	0	0	2	0
YANG HH p	0	0	0	0	0	0	0	0	0	0	0	0	0	0	0	0	0	0	1	0
HUNG p	0	0	0	0	0	0	0	0	0	0	0	0	0	0	0	0	0	0	0	0
Totals.....	30	4	9	4	0	0	0	4	0	0	0	1	2	5	1	1	0	27	11	1

Panama	IP	H	R	ER	BB	SO	WP	HB	BK	IBB	SH	SF	CI	2B	3B	HR	AB	BF	FO	GO	NP
ESCALANTE	2.1	5	3	2	1	2	0	0	0	0	1	1	0	0	0	0	9	12	1	3	37
GUZMAN L,0-1	6.0	4	1	1	3	3	1	0	0	1	0	0	0	0	0	0	21	24	4	10	82
MENDEZ	0.1	0	0	0	0	0	0	0	0	0	0	1	0	0	0	0	0	1	1	0	4

Chinese Taipei	IP	H	R	ER	BB	SO	WP	HB	BK	IBB	SH	SF	CI	2B	3B	HR	AB	BF	FO	GO	NP
SEN JH	1.1	5	2	2	0	1	0	0	0	0	1	0	0	0	0	0	8	9	2	1	23
TSENG JH	4.2	1	0	0	0	4	0	0	0	0	0	0	0	0	0	0	14	14	3	6	48
YANG HH	2.1	3	1	1	0	1	0	0	0	0	0	1	0	0	1	0	10	11	3	3	47
HUNG W,1-1	0.2	1	0	0	0	0	0	0	0	0	0	0	0	0	0	0	3	3	2	0	11

Umpires - HP: CONDON David (CAN) 1B: HWANG Suk Man (KOR) 3B: TAURELLI Marco (ITA)  
Start: 14:03 Time: 3:34 Attendance: 103

Weather: Cloudy

Game notes:

Scorers: MOLONEY Jennie (AUS) SUMI Takuya (JPN) OH Ik Hwan (KOR)

TC: PARK Ro-Jun (KOR) KIM Byung-Il (KOR)

Game: 27

## Resultado del Partido – Game Summary 28



# JAPAN - ITALY



18U World Championship - Seoul 2012  
Japan 7 (3-1), Italy 1 (1-3) - Composite Box Score  
Sep 03, 2012 at Seoul (Mokdong)

Japan 7, Italy 1 (Sep 03, 2012 at Seoul)

```
-----
Italy..... 000 000 010 - 1 4 2      (1-3)
Japan..... 011 220 10X - 7 10 0     (3-1)
-----
```

### Italy 1 (1-3)

Player	AB	R	H	BI	2B	3B	HR	BB	SB	CS	HP	SH	SF	SO	IBB	KL	GDP	PO	A	E
GASPARINI cf	4	0	0	0	0	0	0	0	0	0	0	0	0	4	0	0	0	1	0	0
PULZETTI 2b	3	0	0	0	0	0	0	0	0	0	0	0	0	2	0	0	0	2	5	0
FABBRI 2b	1	0	0	0	0	0	0	0	0	0	0	0	0	1	0	1	0	0	4	0
MERCURI ss	4	0	0	0	0	0	0	0	0	0	0	0	0	1	0	0	0	0	3	1
GARBELLA rf	3	0	1	0	0	0	0	1	0	0	0	0	0	0	0	0	0	2	0	1
MINEO c	4	0	2	0	0	0	0	0	0	0	0	0	0	1	0	0	1	2	2	0
BENETTI 3b	3	0	0	0	0	0	0	0	0	0	0	0	0	1	0	0	0	1	0	0
MAESTRI dh	2	0	0	0	0	0	0	0	0	0	0	0	0	2	0	0	0	0	0	0
SILVESTRI ph	0	1	0	0	0	0	0	1	0	0	0	0	0	0	0	0	0	0	0	0
BONIARDI lf	3	0	0	0	0	0	0	0	0	0	0	0	0	2	0	1	0	2	0	0
CALASSO lb	3	0	1	0	0	0	0	0	0	0	0	0	0	2	0	1	0	13	1	0
VARIN p	0	0	0	0	0	0	0	0	0	0	0	0	0	0	0	0	0	0	1	0
COZZOLINO p	0	0	0	0	0	0	0	0	0	0	0	0	0	0	0	0	0	0	0	0
CELLI p	0	0	0	0	0	0	0	0	0	0	0	0	0	0	0	0	0	1	0	0
Totals.....	30	1	4	0	0	0	0	2	0	0	0	0	0	16	0	3	1	24	16	2

### Japan 7 (3-1)

Player	AB	R	H	BI	2B	3B	HR	BB	SB	CS	HP	SH	SF	SO	IBB	KL	GDP	PO	A	E
MORI c	4	2	2	0	1	0	0	1	0	0	0	0	0	0	0	0	0	10	1	0
NAKAMICHI c	0	0	0	0	0	0	0	0	0	0	0	0	0	0	0	0	0	4	1	0
IYOTA 2b	4	0	1	1	0	0	0	0	0	0	0	1	0	0	0	0	0	0	0	0
TAMURA 3b	3	0	2	0	0	0	0	2	0	0	0	0	0	0	0	0	0	0	5	0
OTANI dh	5	0	0	1	0	0	0	0	0	0	0	0	0	0	0	0	0	0	0	0
TAKAHASHI lf	3	2	2	0	1	0	0	2	1	0	0	0	0	0	0	0	0	0	0	0
GOYA lf	0	0	0	0	0	0	0	0	0	0	0	0	0	0	0	0	0	0	0	0
KANEKO lb	4	0	0	0	0	0	0	0	0	0	0	1	0	1	0	0	0	11	0	0
SASAGAWA rf	2	2	1	1	1	0	0	1	0	0	0	0	1	0	0	0	0	1	0	0
MIZUMOTO cf	4	0	2	2	2	0	0	0	0	0	0	0	0	0	0	0	0	0	0	0
HOJO ss	1	1	0	1	0	0	0	2	0	0	0	0	1	0	0	0	0	1	3	0
KAMBARA p	0	0	0	0	0	0	0	0	0	0	0	0	0	0	0	0	0	0	2	0
SUGAWARA p	0	0	0	0	0	0	0	0	0	0	0	0	0	0	0	0	0	0	0	0
OTSUKA p	0	0	0	0	0	0	0	0	0	0	0	0	0	0	0	0	0	0	0	0
Totals.....	30	7	10	6	5	0	0	8	1	0	0	2	2	1	0	0	0	27	12	0

Italy	IP	H	R	ER	BB	SO	WP	HB	BK	IBB	SH	SF	CI	2B	3B	HR	AB	BF	FO	GO	NP
VARIN L,0-1	3.2	6	3	3	2	0	0	0	0	0	1	1	0	2	0	0	14	18	3	7	67
COZZOLINO	0.2	2	3	2	4	0	1	0	1	0	1	0	0	1	0	0	3	8	0	2	30
CELLI	3.2	2	1	1	2	1	0	0	0	0	0	1	0	2	0	0	13	16	4	6	58

Japan	IP	H	R	ER	BB	SO	WP	HB	BK	IBB	SH	SF	CI	2B	3B	HR	AB	BF	FO	GO	NP
KAMBARA W,1-1	7.0	3	0	0	1	11	0	0	0	0	0	0	0	0	0	0	23	24	1	8	93
SUGAWARA	1.0	1	1	1	1	3	2	0	0	0	0	0	0	0	0	0	4	5	0	0	28
OTSUKA	1.0	0	0	0	0	2	0	0	0	0	0	0	0	0	0	0	3	3	0	1	16

Umpires - HP: CHEN Bin Shun (TPE) 1B: PIMENTEL Osmel (VEN) 3B: LIM Jae Hoon (KOR)  
Start: 14:00 Time: 2:35 Attendance: 85

Weather: Overcast

Game notes:

Scorers: DROST Feiko (NED), HAN In Hee (KOR), HWANG Sung Jun (KOR)

TC: LEE Kyu Seok (KOR), KANG Moon Kil (KOR)

Game: 28

## Resultado del Partido – Game Summary 29



# SOUTH KOREA - COLOMBIA



18U World Championship - Seoul 2012  
Colombia 3 (2-2), South Korea 1 (3-1) - Composite Box Score  
Sep 03, 2012 at Seoul (Mokdong)

Colombia 3, South Korea 1 (Sep 03, 2012 at Seoul)

```

-----
Colombia..... 100 000 002 - 3 6 0      (2-2)
South Korea..... 000 100 000 - 1 9 2      (3-1)
-----
  
```

### Colombia 3 (2-2)

Player	AB	R	H	BI	2B	3B	HR	BB	SB	CS	HP	SH	SF	SO	IBB	KL	GDP	PO	A	E
MORELOS ss	4	1	1	0	0	0	0	0	0	0	0	0	0	0	0	0	0	1	3	0
LIAMAS 3b/2b	3	0	0	0	0	0	0	0	0	0	0	1	0	0	0	0	0	2	1	0
CANO rf	4	0	1	1	0	0	0	0	0	0	0	0	0	1	0	0	0	2	0	0
NORIEGA c	4	1	1	0	1	0	0	0	0	0	0	0	0	0	0	0	0	3	1	0
JIMENEZ G 1b	2	0	1	0	0	0	0	0	0	0	0	0	0	1	0	0	0	4	0	0
FUENTES 1b/3b	1	1	0	0	0	0	0	1	0	0	0	0	0	1	0	1	0	4	0	0
PERINAN 2b	3	0	0	0	0	0	0	0	0	0	0	0	0	2	0	0	0	2	2	0
MARTINEZ 1b	1	0	1	1	1	0	0	0	0	0	0	0	0	0	0	0	0	1	1	0
GARCIA W dh	4	0	1	0	0	0	0	0	0	0	0	0	0	1	0	1	0	0	0	0
PALACIOS cf	3	0	0	0	0	0	0	0	0	0	0	0	0	3	0	0	0	4	0	0
JIMENEZ Y lf	3	0	0	0	0	0	0	0	0	0	0	0	0	2	0	1	0	4	0	0
HERNANDEZ p	0	0	0	0	0	0	0	0	0	0	0	0	0	0	0	0	0	0	4	0
PEREZ p	0	0	0	0	0	0	0	0	0	0	0	0	0	0	0	0	0	0	1	0
Totals.....	32	3	6	2	2	0	0	1	0	0	0	1	0	11	0	3	0	27	13	0

### South Korea 1 (3-1)

Player	AB	R	H	BI	2B	3B	HR	BB	SB	CS	HP	SH	SF	SO	IBB	KL	GDP	PO	A	E
SONG JS cf	5	0	2	0	0	0	0	0	1	0	0	0	0	0	0	0	0	1	0	0
KYE 2b	4	0	2	0	0	0	0	0	0	1	0	0	0	1	0	1	0	0	3	0
HAN c	1	0	0	0	0	0	0	0	0	0	0	0	0	0	0	0	0	3	0	0
KANG ss	5	1	2	0	0	1	0	0	0	0	0	0	0	0	0	0	0	3	4	0
YOON DY dh	3	0	0	0	0	0	0	1	0	0	0	0	0	1	0	0	0	0	0	0
LEE WS lf	2	0	1	1	0	0	0	1	1	0	0	0	1	0	0	0	0	2	0	0
SIM 1b	2	0	0	0	0	0	0	2	0	0	0	0	0	0	0	0	0	10	0	0
CHOI rf	3	0	0	0	0	0	0	1	0	0	0	0	0	0	0	0	1	1	0	0
AN c/p	2	0	1	0	0	0	0	1	0	0	0	0	0	0	0	0	0	7	2	0
KIM MJ pr/2b	1	0	0	0	0	0	0	0	0	0	0	0	0	0	0	0	0	0	0	0
YOO 3b	2	0	1	0	0	0	0	0	0	0	2	0	1	0	0	0	0	0	1	1
LEE GW p	0	0	0	0	0	0	0	0	0	0	0	0	0	0	0	0	0	0	1	0
YOON HB p	0	0	0	0	0	0	0	0	0	0	0	0	0	0	0	0	0	0	1	1
Totals.....	30	1	9	1	0	1	0	6	2	1	0	2	1	3	0	1	1	27	12	2

Colombia	IP	H	R	ER	BB	SO	WP	HB	BK	IBB	SH	SF	CI	2B	3B	HR	AB	BF	FO	GO	NP
HERNANDEZ	6.0	5	1	1	5	1	0	0	0	0	1	1	0	0	1	0	18	25	8	6	81
PEREZ W,1-0	3.0	4	0	0	1	2	1	0	0	0	1	0	0	0	0	0	12	14	3	4	57
South Korea	IP	H	R	ER	BB	SO	WP	HB	BK	IBB	SH	SF	CI	2B	3B	HR	AB	BF	FO	GO	NP
LEE GW	6.1	4	1	1	0	7	1	0	0	0	1	0	0	0	0	0	22	23	3	8	85
YOON HB L,1-1	2.1	1	2	2	1	4	1	0	0	0	0	0	0	1	0	0	8	9	2	1	37
AN	0.1	1	0	0	0	0	0	0	0	0	0	0	0	1	0	0	2	2	0	1	5

Umpires - HP: HOWARD Gregory (AUS) 1B: SWEENEY Kevin (USA) 3B: FERMIN Batista (PAN)  
Start: 18:00 Time: 2:55 Attendance: 800

Weather: Overcast

Game notes:

Scorers: DROST Feiko (NED), HAN In Hee (KOR), HWANG Sung Jun (KOR)

TC: PICKETT Brett (AUS), LEE Kyu Seok (KOR)

Game: 29

## Resultado del Partido – Game Summary 30



# USA - VENEZUELA



18U World Championship - Seoul 2012  
U.S.A. 3 (3-1), Venezuela 2 (2-2) - Composite Box Score  
Sep 03, 2012 at Seoul (Jamisl)

U.S.A. 3, Venezuela 2 (Sep 03, 2012 at Seoul)

```

-----
Venezuela..... 002 000 000 - 2 2 0      (2-2)
U.S.A.....      000 200 01X - 3 11 1      (3-1)
-----
  
```

### Venezuela 2 (2-2)

Player	AB	R	H	BI	2B	3B	HR	BB	SB	CS	HP	SH	SF	SO	IBB	KL	GDP	PO	A	E
LINO cf	0	0	0	0	0	0	0	0	0	1	1	0	0	0	0	0	0	1	0	0
GONZALEZ rf	2	0	1	0	0	0	0	1	0	0	0	0	0	0	0	0	0	1	0	0
LUCENA ss	3	0	0	1	0	0	0	0	0	0	0	0	1	0	0	0	1	1	4	0
GARCIA c	3	0	0	0	0	0	0	1	0	0	0	0	0	0	0	0	0	2	0	0
COLMENARES lb	4	0	0	0	0	0	0	0	0	0	0	0	0	1	0	0	0	8	1	0
ZORRILLA rf/cf	3	0	0	0	0	0	0	1	0	0	0	0	0	2	0	0	0	7	0	0
LUGO dh	4	0	0	0	0	0	0	0	0	0	0	0	0	4	0	1	0	0	0	0
YEPEZ 3b	3	1	0	0	0	0	0	1	0	0	0	0	0	1	0	1	0	0	0	0
CUICAS 2b	3	1	1	1	1	0	0	0	0	0	0	0	0	0	0	0	0	4	1	0
ZABALETA lf	2	0	0	0	0	0	0	1	0	0	0	0	0	1	0	0	0	0	0	0
ZERPA p	0	0	0	0	0	0	0	0	0	0	0	0	0	0	0	0	0	0	4	0
DELOSRIOS p	0	0	0	0	0	0	0	0	0	0	0	0	0	0	0	0	0	0	0	0
Totals.....	27	2	2	2	1	0	0	5	0	1	1	0	1	9	0	2	1	24	10	0

### U.S.A. 3 (3-1)

Player	AB	R	H	BI	2B	3B	HR	BB	SB	CS	HP	SH	SF	SO	IBB	KL	GDP	PO	A	E
BOLDT cf	4	0	1	1	0	0	0	1	1	1	0	0	0	0	0	0	0	1	0	0
OKEY c	5	0	0	0	0	0	0	0	0	0	0	0	0	0	0	0	0	9	1	0
MARTINEZ 3b	4	0	3	0	1	0	0	0	0	0	0	0	0	0	0	0	0	0	1	0
MCGUIRE A lf	3	0	0	0	0	0	0	1	0	0	0	0	0	1	0	0	0	0	0	0
MCGUIRE R dh	3	0	1	0	0	0	0	1	0	0	0	0	0	1	0	0	0	0	0	0
ABREU rf	4	1	2	0	0	1	0	0	0	0	0	0	0	0	0	0	0	2	0	0
ARROYO ss	3	2	2	1	0	0	0	1	0	0	0	0	0	0	0	0	0	3	5	1
NUNEZ 1b/2b	2	0	1	0	1	0	0	0	0	0	0	2	0	0	0	0	0	11	0	0
HEADY 2b	3	0	0	0	0	0	0	0	0	0	0	0	0	0	0	0	0	1	1	0
BIGGIO ph/1b	1	0	1	1	0	0	0	0	0	0	0	0	0	0	0	0	0	0	0	0
SANDS p	0	0	0	0	0	0	0	0	0	0	0	0	0	0	0	0	0	0	1	0
TACCOLINI p	0	0	0	0	0	0	0	0	0	0	0	0	0	0	0	0	0	0	2	0
Totals.....	32	3	11	3	2	1	0	4	1	1	0	2	0	2	0	0	0	27	11	1

Venezuela	IP	H	R	ER	BB	SO	WP	HB	BK	IBB	SH	SF	CI	2B	3B	HR	AB	BF	FO	GO	NP
ZERPA L,0-1	7.2	11	3	3	4	2	2	0	0	0	2	0	0	2	1	0	31	37	12	8	126
DELOSRIOS	0.1	0	0	0	0	0	0	0	0	0	0	0	0	0	0	0	1	1	1	0	2

U.S.A.	IP	H	R	ER	BB	SO	WP	HB	BK	IBB	SH	SF	CI	2B	3B	HR	AB	BF	FO	GO	NP
SANDS	3.0	1	2	2	4	1	0	1	0	0	0	1	0	1	0	0	8	14	3	4	58
TACCOLINI W,1-0	6.0	1	0	0	1	8	1	0	0	0	0	0	0	0	0	0	19	20	3	6	71

Umpires - HP: PARK Hi Young (KOR) 1B: KULHANEK David (CZE) 3B: YAMAGUCHI TOMO (JPN)  
Start: 18:22 Time: 2:36 Attendance: 143

Weather: Cloudy

Game notes:

Scorers: MOLONEY Jennie (AUS) SUMI Takuya (JPN) OH Ik Hwan (KOR)

TC :SANTIAGO George (PUR) LIN Hua Wei (TPE)

SANDS faced 1 batter in the 4th.

Game: 30

## Resultado del Partido – Game Summary 31



# (7<sup>th</sup>) PANAMA – VENEZUELA (8<sup>th</sup>)



18U World Championship - Seoul 2012  
Panama 5 (3-1), Venezuela 4 (2-2) - Composite Box Score  
Sep 06, 2012 at Seoul (Gueui)

Panama 5, Venezuela 4 (Sep 06, 2012 at Seoul)

```

-----
Venezuela..... 020 002 000 - 4 7 1      (2-2)
Panama.....      010 112 00X - 5 10 0     (3-1)
-----
  
```

### Venezuela 4 (2-2)

Player	AB	R	H	BI	2B	3B	HR	BB	SB	CS	HP	SH	SF	SO	IBB	KL	GDP	PO	A	E
CUICAS 2b	4	0	0	0	0	0	0	1	0	0	0	0	0	1	0	0	0	3	4	0
LUCENA ss	4	1	1	0	0	0	0	0	0	0	1	0	0	1	0	1	0	2	4	0
GARCIA c	5	1	1	0	0	0	0	0	0	0	0	0	0	0	0	0	1	6	0	0
COLMENARES 1b	2	1	1	1	0	0	0	2	1	0	0	0	0	0	0	0	0	9	1	0
YEPEZ 3b	3	0	1	0	0	0	0	0	0	0	0	1	0	1	0	0	0	0	3	0
ALVARADO lf	3	1	1	1	0	0	0	1	0	0	0	0	0	1	0	0	0	2	0	0
GONZALEZ rf	3	0	1	1	0	0	0	0	0	0	1	0	0	1	0	0	0	0	0	0
LUGO dh	4	0	1	1	1	0	0	0	0	0	0	0	0	1	0	0	1	0	0	0
ZABALETA cf	2	0	0	0	0	0	0	2	1	1	0	0	0	1	0	0	0	0	1	0
SOLANO p	0	0	0	0	0	0	0	0	0	0	0	0	0	0	0	0	0	1	0	1
MONTANO p	0	0	0	0	0	0	0	0	0	0	0	0	0	0	0	0	0	1	0	0
ANGULO p	0	0	0	0	0	0	0	0	0	0	0	0	0	0	0	0	0	0	1	0
DELOSRIOS p	0	0	0	0	0	0	0	0	0	0	0	0	0	0	0	0	0	0	1	0
Totals.....	30	4	7	4	1	0	0	6	2	1	2	1	0	7	0	1	2	24	15	1

### Panama 5 (3-1)

Player	AB	R	H	BI	2B	3B	HR	BB	SB	CS	HP	SH	SF	SO	IBB	KL	GDP	PO	A	E
OROZCO 2b	5	0	1	0	0	0	0	0	0	0	0	0	0	1	0	0	0	3	1	0
SOSA dh	4	1	0	0	0	0	0	1	1	0	0	0	0	1	0	0	0	0	0	0
SANJUR 3b	3	1	0	0	0	0	0	1	0	0	0	0	0	0	0	0	0	0	1	0
HO rf	4	1	2	0	0	0	0	0	0	0	0	0	0	1	0	1	0	2	0	0
DIAZ c	4	0	2	2	0	1	0	0	0	0	0	0	0	0	0	0	0	7	1	0
SERRANO cf	3	2	2	1	0	0	0	1	0	0	0	0	0	0	0	0	0	1	0	0
SANTOS lf	3	0	1	0	0	0	0	1	0	0	0	0	0	1	0	1	0	2	0	0
MALOFF 1b	3	0	0	0	0	0	0	1	0	0	0	0	0	1	0	0	0	7	0	0
PIMENTEL ss	4	0	2	2	0	0	0	0	1	0	0	0	0	0	0	0	0	4	6	0
SALAZAR p	0	0	0	0	0	0	0	0	0	0	0	0	0	0	0	0	0	1	1	0
CABALLERO p	0	0	0	0	0	0	0	0	0	0	0	0	0	0	0	0	0	0	0	0
GUZMAN p	0	0	0	0	0	0	0	0	0	0	0	0	0	0	0	0	0	0	1	0
Totals.....	33	5	10	5	0	1	0	5	2	0	0	0	0	5	0	2	0	27	11	0

Venezuela	IP	H	R	ER	BB	SO	WP	HB	BK	IBB	SH	SF	CI	2B	3B	HR	AB	BF	FO	GO	NP
SOLANO	3.1	4	2	1	4	0	0	0	0	0	0	0	0	0	0	0	14	18	3	7	74
MONTANO	1.1	4	1	1	0	2	0	0	0	0	0	0	0	0	0	0	8	8	1	1	32
ANGULO L,1-1	0.2	1	2	2	1	0	0	0	0	0	0	0	0	0	0	0	3	4	0	2	15
DELOSRIOS	2.2	1	0	0	0	3	1	0	0	0	0	0	0	0	1	0	8	8	1	3	26
Panama	IP	H	R	ER	BB	SO	WP	HB	BK	IBB	SH	SF	CI	2B	3B	HR	AB	BF	FO	GO	NP
SALAZAR	5.0	3	2	2	3	4	0	0	0	0	0	0	0	1	0	0	16	19	5	4	86
CABALLERO	0.1	2	2	2	1	0	0	1	0	0	1	0	0	0	0	0	2	5	0	1	18
GUZMAN W,1-1	3.2	2	0	0	2	3	0	1	0	0	0	0	0	0	0	0	12	15	2	5	67

Umpires - HP: WAKABAYASHI Kou (JPN) 1B: PARK Won Jung (KOR) 3B: LIM Jae Hoon (KOR)  
Start: 14:00 Time: 3:05 Attendance: 65

Weather: Sunny

Game notes:

Scorers: DROST Feiko (NED), OH Ik Hwan (KOR), AN Woo Kun (KOR)

TC: SON Hyuk (KOR), KIM Byung Il (KOR)

Game: 31

## Resultado del Partido – Game Summary 32



# (9<sup>th</sup>) AUSTRALIA – ITALY (10<sup>th</sup>)



18U World Championship - Seoul 2012  
Australia 11 (1-0), Italy 2 (0-1) - Composite Box Score  
Sep 06, 2012 at Seoul (Gueui)

Australia 11, Italy 2 (Sep 06, 2012 at Seoul)

```

Italy..... 010 001 000 - 2 6 1 (0-1)
Australia..... 000 050 06X - 11 13 0 (1-0)
  
```

### Italy 2 (0-1)

Player	AB	R	H	BI	2B	3B	HR	BB	SB	CS	HP	SH	SF	SO	IBB	KL	GDP	PO	A	E
GARBELLA rf	4	0	0	0	0	0	0	0	0	0	0	0	0	3	0	1	0	3	0	0
PULZETTI 2b	3	1	1	0	0	0	0	0	0	0	0	0	0	0	0	0	0	1	2	0
FABBRI 2b	0	0	0	0	0	0	0	1	0	0	0	0	0	0	0	0	0	3	0	1
MERCURI ss	4	0	0	0	0	0	0	0	0	0	0	0	0	0	0	0	0	1	1	0
MINEO c	4	1	2	1	1	0	0	0	0	0	0	0	0	1	0	0	0	9	0	0
BENETTI 3b	3	0	1	0	0	0	0	1	0	0	0	0	0	0	0	0	0	0	1	0
MAESTRI dh	2	0	1	1	0	0	0	0	0	0	0	0	0	0	0	0	0	0	0	0
CELLI ph/dh	2	0	0	0	0	0	0	0	0	0	0	0	0	1	0	0	1	0	0	0
BONIARDI lf	3	0	0	0	0	0	0	0	0	0	0	0	0	2	0	1	0	0	0	0
CALASSO lb	2	0	0	0	0	0	0	0	0	0	0	0	0	0	0	0	0	0	0	0
TRINCI lb	1	0	0	0	0	0	0	0	0	0	0	0	0	1	0	0	0	0	1	0
GASPARINI cf	3	0	1	0	1	0	0	0	0	0	0	0	0	1	0	0	0	2	0	0
GRADALI p	0	0	0	0	0	0	0	0	0	0	0	0	0	0	0	0	0	0	0	0
TASCHINI p	0	0	0	0	0	0	0	0	0	0	0	0	0	0	0	0	0	0	0	0
ANSELMI p	0	0	0	0	0	0	0	0	0	0	0	0	0	0	0	0	0	1	0	0
SILVESTRI p	0	0	0	0	0	0	0	0	0	0	0	0	0	0	0	0	0	0	0	0
QUATTRINI p	0	0	0	0	0	0	0	0	0	0	0	0	0	0	0	0	0	0	0	0
Totals.....	31	2	6	2	2	0	0	2	0	0	0	0	0	9	0	2	1	24	5	1

### Australia 11 (1-0)

Player	AB	R	H	BI	2B	3B	HR	BB	SB	CS	HP	SH	SF	SO	IBB	KL	GDP	PO	A	E
HARGREAVES cf	4	1	2	1	0	0	0	0	0	0	0	0	1	1	0	0	0	1	0	0
SHEPHERD 3b	4	2	3	2	0	1	0	1	0	0	0	0	0	0	0	0	0	2	3	0
SAYERS ss	4	2	2	1	0	1	0	1	0	0	0	0	0	0	0	0	0	0	4	0
WARNER dh	3	0	1	1	0	0	0	0	0	0	0	0	1	1	0	0	1	0	0	0
PERKINS ph	0	1	0	0	0	0	0	1	0	0	0	0	0	0	0	0	0	0	0	0
KENNELLY J c	4	0	1	0	0	0	0	1	0	0	0	0	0	0	0	0	0	9	0	0
LESLIE rf	2	0	0	1	0	0	0	1	0	0	0	0	0	1	0	1	0	1	1	0
IHLE ph/lf	2	1	1	2	0	1	0	0	0	0	0	0	0	1	0	0	0	0	0	0
HOSCHKE lf/rf	3	1	1	1	0	1	0	2	0	0	0	0	0	2	0	0	0	2	0	0
HASS lb	5	1	1	1	0	0	0	0	1	0	0	0	0	2	0	2	0	9	1	0
KENNELLY S 2b	3	2	1	0	0	0	0	1	1	0	0	0	0	1	0	0	0	2	1	0
WILSON p	0	0	0	0	0	0	0	0	0	0	0	0	0	0	0	0	0	0	0	0
ZAHRADNIK p	0	0	0	0	0	0	0	0	0	0	0	0	0	0	0	0	0	1	0	0
HOLLAND p	0	0	0	0	0	0	0	0	0	0	0	0	0	0	0	0	0	0	0	0
THORPE p	0	0	0	0	0	0	0	0	0	0	0	0	0	0	0	0	0	0	0	0
GUYER p	0	0	0	0	0	0	0	0	0	0	0	0	0	0	0	0	0	0	1	0
Totals.....	34	11	13	10	0	4	0	8	2	0	0	0	2	9	0	3	1	27	11	0

Italy	IP	H	R	ER	BB	SO	WP	HB	BK	IBB	SH	SF	CI	2B	3B	HR	AB	BF	FO	GO	NP
GRADALI L,0-2	4.0	7	3	3	0	5	0	0	0	0	0	0	0	0	1	0	18	18	3	3	61
TASCHINI	0.2	1	2	2	4	0	0	0	0	0	2	0	0	0	0	0	1	7	2	0	30
ANSELMI	2.1	1	0	0	1	4	0	0	0	0	0	0	0	0	0	0	8	9	2	1	38
SILVESTRI	0.1	3	4	4	1	0	0	0	0	0	0	0	0	0	2	0	4	5	1	0	20
QUATTRINI	0.2	1	2	1	2	0	0	0	0	0	0	0	0	0	1	0	3	5	2	0	22

Australia	IP	H	R	ER	BB	SO	WP	HB	BK	IBB	SH	SF	CI	2B	3B	HR	AB	BF	FO	GO	NP
WILSON	2.0	2	1	1	0	1	1	0	0	0	0	0	0	0	0	0	8	8	2	3	30
ZAHRADNIK	2.0	0	0	0	0	2	0	0	0	0	0	0	0	0	0	0	6	6	1	3	21
HOLLAND W,1-0	2.0	4	1	1	0	1	0	0	0	0	0	0	0	2	0	0	9	9	2	2	30
THORPE	1.0	0	0	0	0	3	0	0	0	0	0	0	0	0	0	0	3	3	0	0	16
GUYER S,1	2.0	0	0	0	2	2	0	0	0	0	0	0	0	0	0	0	5	7	1	2	30

Umpires - HP: HWANG Suk Man (KOR) 1B: CHEN Bin Shun (TPE) 3B: YANG Jae Man (KOR)  
Start: 10:00 Time: 2:35 Attendance: 45

Weather: Sunny

Game notes:

Scorers: DROST Feiko (NED), OH Ik Hwan (KOR), AN Woo Jun (KOR)

TC: LEE Kyu Seok (KOR), KANG Moon Kil (KOR)

GRADALI faced 3 batters in the 5th.

Game: 32

## Resultado del Partido – Game Summary 33



### (12<sup>th</sup>) CZECH REPUBLIC – NETHERLANDS (11<sup>th</sup>)



18U World Championship - Seoul 2012  
Netherlands 7 (1-2), Czech Republic 4 (0-3) - Composite Box Score  
Sep 05, 2012 at Seoul (Mokdong)

Netherlands 7, Czech Republic 4 (Sep 05, 2012 at Seoul)

Netherlands.....	101	300	020	-	7	9	2	(1-2)
Czech Republic.....	200	000	200	-	4	6	1	(0-3)

#### Netherlands 7 (1-2)

Player	AB	R	H	BI	2B	3B	HR	BB	SB	CS	HP	SH	SF	SO	IBB	KL	GDP	PO	A	E
TRUE ss	4	2	1	1	0	0	0	1	0	0	0	0	0	2	0	0	0	2	7	0
PHILLIPPI lb	2	2	1	0	0	1	0	2	1	0	0	1	0	0	0	0	0	8	1	0
AMSTEL VAN 3b	4	0	1	1	0	0	0	1	0	0	0	0	0	0	0	0	0	0	2	1
ENGELHARDT lf	4	0	3	3	0	1	0	1	1	0	0	0	0	0	0	0	0	1	0	0
LOOS rf	5	0	0	0	0	0	0	0	0	0	0	0	0	4	0	2	0	2	0	1
KORENHOF cf	4	0	0	0	0	0	0	1	0	0	0	0	0	1	0	0	0	1	0	0
VERKERK dh	3	0	1	0	1	0	0	1	0	0	1	0	0	1	0	1	0	0	0	0
POST c	4	1	0	0	0	0	0	1	0	1	0	0	0	0	0	0	0	8	2	0
SCHAAREMAN 2b	5	2	2	0	0	0	0	0	0	0	0	0	0	0	0	0	0	4	1	0
HALDERMAN p	0	0	0	0	0	0	0	0	0	0	0	0	0	0	0	0	0	1	0	0
KREISEL p	0	0	0	0	0	0	0	0	0	0	0	0	0	0	0	0	0	0	0	0
Totals.....	35	7	9	5	1	2	0	8	2	1	1	1	0	8	0	3	0	27	13	2

#### Czech Republic 4 (0-3)

Player	AB	R	H	BI	2B	3B	HR	BB	SB	CS	HP	SH	SF	SO	IBB	KL	GDP	PO	A	E
ONDRACEK 2b	4	1	1	0	0	0	0	0	0	0	0	0	0	0	0	0	0	2	4	0
AUBRECHT rf	4	0	0	0	0	0	0	0	0	0	0	0	0	1	0	1	0	2	0	1
SAZAVSKY cf	3	1	0	0	0	0	0	0	0	0	1	0	0	1	0	0	0	0	0	0
VYKOUKAL c	3	1	1	1	0	0	0	1	0	1	0	0	0	1	0	1	0	9	1	0
MATKO lb	4	1	1	0	0	0	0	0	0	0	0	0	0	2	0	0	0	8	1	0
ONDRA dh	3	0	1	0	0	0	0	1	0	0	0	0	0	0	0	0	0	0	0	0
BUZGA lf	2	0	0	0	0	0	0	0	0	0	0	0	0	1	0	0	0	2	0	0
MOSTEK ph/lf	1	0	0	1	0	0	0	1	0	0	0	0	0	0	0	0	0	0	0	0
VOHANKA 3b	4	0	1	0	0	0	0	0	0	1	0	0	0	2	0	1	0	0	1	0
HAJTMAR ss	4	0	1	1	0	0	0	0	0	0	0	0	0	0	0	0	0	4	2	0
NOVAK p	0	0	0	0	0	0	0	0	0	0	0	0	0	0	0	0	0	0	1	0
SMIDT V p	0	0	0	0	0	0	0	0	0	0	0	0	0	0	0	0	0	0	0	0
DEDEK p	0	0	0	0	0	0	0	0	0	0	0	0	0	0	0	0	0	0	1	0
Totals.....	32	4	6	3	0	0	0	3	0	2	1	0	0	8	0	3	0	27	11	1

Netherlands	IP	H	R	ER	BB	SO	WP	HB	BK	IBB	SH	SF	CI	2B	3B	HR	AB	BF	FO	GO	NP
HALDERMAN W,1-1	6.0	5	4	4	2	4	0	1	0	0	0	0	0	0	0	0	22	25	5	7	90
KREISEL S,1	3.0	1	0	0	1	4	0	0	0	0	0	0	0	0	0	0	10	11	1	3	48
Czech Republic	IP	H	R	ER	BB	SO	WP	HB	BK	IBB	SH	SF	CI	2B	3B	HR	AB	BF	FO	GO	NP
NOVAK L,0-2	4.0	6	5	3	3	5	1	1	0	0	0	0	0	1	2	0	19	23	3	4	83
SMIDT V	3.1	2	2	2	4	1	0	0	0	0	1	0	0	0	0	0	10	15	5	3	65
DEDEK	1.2	1	0	0	1	2	0	0	0	0	0	0	0	0	0	0	6	7	0	3	31

Umpires - HP: PARK Won Jun (KOR) 1B: CONDON David (USA) 3B: HWANG Suk Man (KOR)  
Start: 18:29 Time: 2:37 Attendance: 87

Weather: Sunny

Game notes:

Scorers: SUMI Takuya (JPN) MOLONEY Jennie (AUS) KIM Young Sung (KOR)

TC: KIM, Byung-Il (KOR) PARK, Ro-Jung (KOR)

HALDERMAN faced 4 batters in the 7th.

Game: 33

## Resultado del Partido – Game Summary 34



# SOUTH KOREA - CHINESE TAIPEI



18U World Championship - Seoul 2012  
 Chinese Taipei 7 (2-1), South Korea 3 (1-2) - Composite Box Score  
 Sep 05, 2012 at Seoul (Jamsil)

Chinese Taipei 7, South Korea 3 (Sep 05, 2012 at Seoul)

Chinese Taipei.....	000	002	100	4	-	7	13	0	(2-1)
South Korea.....	000	002	001	0	-	3	9	2	(1-2)

### Chinese Taipei 7 (2-1)

Player	AB	R	H	BI	2B	3B	HR	BB	SB	CS	HP	SH	SF	SO	IBB	KL	GDP	PO	A	E
LIN TW ss	2	0	1	0	0	0	0	3	0	2	1	0	0	0	0	0	0	1	6	0
SEN YP lf	3	2	2	3	1	0	0	0	0	0	1	2	0	1	0	1	0	2	0	0
LEE 3b	5	1	2	0	0	0	0	0	0	1	1	0	0	0	0	0	0	2	5	0
SU 1b	6	0	2	1	1	0	0	0	0	0	0	0	0	1	0	1	0	12	0	0
YANG CW 2b	6	0	2	1	0	0	0	0	0	0	0	0	0	0	0	0	0	1	2	0
CHAN c	4	0	1	0	0	0	0	0	0	0	0	0	0	1	0	1	0	9	2	0
LIU CK rf	4	1	2	0	0	0	0	0	0	0	0	0	0	0	0	0	0	0	0	0
LIN YC dh	4	0	0	0	0	0	0	0	0	0	0	0	0	1	0	0	0	0	0	0
WANG pr	0	1	0	0	0	0	0	0	0	0	0	0	0	0	0	0	0	0	0	0
TSAO cf	5	2	1	1	0	0	0	0	0	0	0	0	0	1	0	0	0	3	0	0
HUNG p	0	0	0	0	0	0	0	0	0	0	0	0	0	0	0	0	0	0	0	0
TSENG JH p	0	0	0	0	0	0	0	0	0	0	0	0	0	0	0	0	0	0	1	0
Totals.....	39	7	13	6	2	0	0	3	0	3	3	2	0	5	0	3	0	30	16	0

### South Korea 3 (1-2)

Player	AB	R	H	BI	2B	3B	HR	BB	SB	CS	HP	SH	SF	SO	IBB	KL	GDP	PO	A	E
KIM IT rf	3	1	1	0	0	0	0	0	0	0	0	1	0	0	0	0	0	4	1	0
KIM MJ 2b	4	0	1	0	0	0	0	0	1	0	1	0	0	0	0	0	0	3	3	1
KANG ss	5	1	3	1	1	0	0	0	2	0	0	0	0	1	0	0	0	3	2	0
YOON DY dh	4	0	1	0	0	0	0	0	0	0	0	0	0	1	0	0	0	0	0	0
KYE pr	1	1	0	0	0	0	0	0	0	0	0	0	0	0	0	0	0	0	0	0
LEE WS lf	4	0	0	0	0	0	0	0	0	0	0	0	0	1	0	0	0	0	0	0
SIM 1b	4	0	0	0	0	0	0	0	0	0	0	0	0	1	0	1	0	9	1	1
SONG JS cf	4	0	2	1	0	0	0	0	1	1	0	0	0	0	0	0	0	4	0	0
AN JY c	3	0	0	0	0	0	0	0	0	0	0	0	0	1	0	1	0	5	2	0
YOO 3b	3	0	1	0	0	0	0	0	1	1	0	0	0	2	0	1	0	2	4	0
LEE SM p	0	0	0	0	0	0	0	0	0	0	0	0	0	0	0	0	0	0	2	0
JANG p	0	0	0	0	0	0	0	0	0	0	0	0	0	0	0	0	0	0	0	0
YOON HB p	0	0	0	0	0	0	0	0	0	0	0	0	0	0	0	0	0	0	1	0
SONG JY p	0	0	0	0	0	0	0	0	0	0	0	0	0	0	0	0	0	0	0	0
SHIM p	0	0	0	0	0	0	0	0	0	0	0	0	0	0	0	0	0	0	0	0
LEE GW p	0	0	0	0	0	0	0	0	0	0	0	0	0	0	0	0	0	0	1	0
AN KH p	0	0	0	0	0	0	0	0	0	0	0	0	0	0	0	0	0	0	0	0
Totals.....	35	3	9	2	1	0	0	0	5	2	1	1	0	7	0	3	0	30	17	2

Chinese Taipei	IP	H	R	ER	BB	SO	WP	HB	BK	IBB	SH	SF	CI	2B	3B	HR	AB	BF	FO	GO	NP
HUNG	5.1	5	2	2	0	4	0	0	0	0	0	0	0	1	0	0	21	21	6	6	82
TSENG JH W,2-0	4.2	4	1	1	0	3	0	1	1	0	1	0	0	0	0	0	14	16	3	5	64
South Korea	IP	H	R	ER	BB	SO	WP	HB	BK	IBB	SH	SF	CI	2B	3B	HR	AB	BF	FO	GO	NP
LEE SM	5.1	4	1	1	0	5	0	2	0	0	1	0	0	0	0	0	17	20	4	5	77
JANG	0.0	1	1	0	0	0	0	0	0	0	0	0	0	0	0	0	1	1	0	0	2
YOON HB	3.0	5	1	0	2	0	0	0	0	0	1	0	0	1	0	0	14	17	4	4	60
SONG JY L,0-1	0.2	1	3	1	0	0	0	1	0	0	0	0	0	0	0	0	3	4	1	1	15
SHIM	0.0	1	1	1	1	0	0	0	0	0	0	0	0	0	0	0	1	2	0	0	13
LEE GW	0.2	1	0	0	0	0	1	0	0	0	0	0	0	1	0	0	2	2	1	0	7
AN KH	0.1	0	0	0	0	0	0	0	0	0	0	0	0	0	0	0	1	1	1	0	3

Umpires - HP: SWEENEY Kevin (USA) 1B: OKO Jon (CAN) 3B: HOWARD Gregory (AUS)  
 Start: 14:20 Time: 3:57 Attendance: 520

Weather: Sunny

Game notes:

Scorers: DROST Feiko (NED), OH Ik Hwan (KOR), HAN in Hee (KOR)

TC: ASO Koji (JPN), LEE Kyu Seok (KOR)

JANG faced 1 batter in the 6th.

Game: 34



## Resultado del Partido – Game Summary 35



# JAPAN - COLOMBIA



18U World Championship - Seoul 2012  
Colombia 3 (2-1), Japan 0 (1-2) - Composite Box Score  
Sep 05, 2012 at Seoul (MOKDONG)

Colombia 3, Japan 0 (Sep 05, 2012 at Seoul)

```
-----
Colombia..... 010 020 000 - 3 9 1      (2-1)
Japan.....     000 000 000 - 0 6 3      (1-2)
-----
```

### Colombia 3 (2-1)

Player	AB	R	H	BI	2B	3B	HR	BB	SB	CS	HP	SH	SF	SO	IBB	KL	GDP	PO	A	E
MORELOS ss	5	1	2	0	0	0	0	0	2	0	0	0	0	1	0	1	0	2	5	1
LIAMAS 2b	4	1	2	0	0	0	0	1	0	1	0	0	0	1	0	0	0	3	2	0
CANO rf	3	0	1	1	0	0	0	1	0	0	0	0	0	1	0	0	0	3	0	0
NORIEGA c	4	1	2	1	0	0	0	0	0	0	0	0	0	0	0	0	0	2	0	0
MARTINEZ 1b	3	0	1	0	0	0	0	0	0	0	0	1	0	1	0	1	1	9	0	0
GARCIA W dh	3	0	0	0	0	0	0	0	0	0	1	0	0	2	0	0	0	0	0	0
FUENTES 3b	4	0	1	0	1	0	0	0	0	0	0	0	0	2	0	0	0	4	2	0
PALACIOS cf	4	0	0	0	0	0	0	0	0	0	0	0	0	2	0	0	0	2	0	0
JIMENEZ Y lf	1	0	0	0	0	0	0	0	0	0	0	0	0	1	0	0	0	0	0	0
JIMENEZ G ph/lf	2	0	0	0	0	0	0	0	0	0	1	0	0	0	0	0	0	2	0	0
VELEZ p	0	0	0	0	0	0	0	0	0	0	0	0	0	0	0	0	0	0	1	0
RUIZ p	0	0	0	0	0	0	0	0	0	0	0	0	0	0	0	0	0	0	0	0
Totals.....	33	3	9	2	1	0	0	2	2	1	1	2	0	11	0	2	1	27	10	1

### Japan 0 (1-2)

Player	AB	R	H	BI	2B	3B	HR	BB	SB	CS	HP	SH	SF	SO	IBB	KL	GDP	PO	A	E
MORI c	4	0	0	0	0	0	0	1	0	0	0	0	0	0	0	0	0	11	1	1
IYOTA 2b	4	0	1	0	0	0	0	1	0	0	0	0	0	1	0	0	0	3	2	1
TAMURA 3b	4	0	0	0	0	0	0	1	0	0	0	0	0	0	0	0	1	3	1	0
OTANI dh	3	0	1	0	0	0	0	1	0	0	0	0	0	0	0	0	0	0	0	0
TAKAHASHI lf	4	0	1	0	0	0	0	0	0	0	0	0	0	1	0	0	0	0	0	0
MIZUMOTO cf	3	0	0	0	0	0	0	1	0	0	0	0	0	0	0	0	0	1	0	0
SASAGAWA rf	4	0	1	0	0	0	0	0	0	0	0	0	0	0	0	0	0	2	1	0
KANEKO 1b	3	0	2	0	0	0	0	0	0	0	0	1	0	0	0	0	0	5	1	0
HOJO ss	3	0	0	0	0	0	0	1	0	0	0	0	0	0	0	0	0	2	2	1
FUJINAMI p	0	0	0	0	0	0	0	0	0	0	0	0	0	0	0	0	0	0	1	0
JOHMA p	0	0	0	0	0	0	0	0	0	0	0	0	0	0	0	0	0	0	0	0
OTSUKA p	0	0	0	0	0	0	0	0	0	0	0	0	0	0	0	0	0	0	0	0
Totals.....	32	0	6	0	0	0	0	6	0	0	0	1	0	2	0	0	1	27	9	3

Colombia	IP	H	R	ER	BB	SO	WP	HB	BK	IBB	SH	SF	CI	2B	3B	HR	AB	BF	FO	GO	NP
VELEZ W,2-0	6.2	3	0	0	3	2	0	0	0	0	1	0	0	0	0	0	22	26	10	8	111
RUIZ S,1	2.1	3	0	0	3	0	1	0	0	0	0	0	0	0	0	0	10	13	4	2	54

Japan	IP	H	R	ER	BB	SO	WP	HB	BK	IBB	SH	SF	CI	2B	3B	HR	AB	BF	FO	GO	NP
FUJINAMI L,1-1	5.0	6	3	1	2	5	3	1	0	0	1	0	0	0	0	0	19	23	2	6	100
JOHMA	2.0	3	0	0	0	2	0	0	0	0	0	0	0	1	0	0	8	8	1	2	33
OTSUKA	2.0	0	0	0	0	4	0	0	0	0	1	0	0	0	0	0	6	7	1	1	30

Umpires - HP: CHEN B (TPE) 1B: LIM J (KOR) 3B: PARK S (KOR)  
Start: 14:08 Time: 2:45 Attendance: 118

Weather: Sunny

Game notes:

Scorers : SUMI T (JPN) MOLONEY J (AUS) KIM Y (KOR)

T.C. : LIN H (TPE) KIM B (KOR)

Game: 35

## Resultado del Partido – Game Summary 36



# CANADA - USA



18U World Championship - Seoul 2012  
Canada 1 (5-1), U.S.A. 0 (4-2) - Composite Box Score  
Sep 05, 2012 at Seoul (Jamsil)

Canada 1, U.S.A. 0 (Sep 05, 2012 at Seoul)

Canada.....	000	000	000	1	-	1	6	0	(2-1)
U.S.A.....	000	000	000	0	-	0	3	0	(1-2)

Canada 1 (5-1)

Player	AB	R	H	BI	2B	3B	HR	BB	SB	CS	HP	SH	SF	SO	IBB	KL	GDP	PO	A	E
ROBSON cf	2	0	0	0	0	0	0	2	1	0	0	1	0	2	0	2	0	2	0	0
HANN 2b	2	0	2	0	1	0	0	3	0	0	0	0	0	0	2	0	0	3	3	0
DESOUZA lf	5	0	1	1	0	0	0	0	0	0	0	0	0	0	0	0	0	5	0	0
MORGAN rf	5	0	0	0	0	0	0	0	0	0	0	0	0	2	0	0	0	2	0	0
SIDDALL lb	4	0	0	0	0	0	0	0	0	1	0	0	2	0	0	0	0	8	1	0
HODGES 3b	4	0	2	0	1	0	0	0	0	0	0	0	2	0	2	0	1	0	0	0
PINERO 3b	0	0	0	0	0	0	0	0	0	0	0	0	0	0	0	0	0	0	2	0
NAYLOR dh	3	0	1	0	0	0	0	0	0	1	0	0	0	0	0	0	0	0	0	0
SPIWAK c	3	0	0	0	0	0	0	0	0	0	0	0	1	0	0	0	5	1	0	0
SHAW ph/c	1	1	0	0	0	0	0	0	0	0	0	0	0	1	0	0	0	0	0	0
TRIOLO ss	4	0	0	0	0	0	0	0	0	0	0	0	0	0	0	0	3	3	0	0
KELLOGG p	0	0	0	0	0	0	0	0	0	0	0	0	0	0	0	0	1	1	0	0
DAWE p	0	0	0	0	0	0	0	0	0	0	0	0	0	0	0	0	0	0	0	0
Totals.....	33	1	6	1	2	0	0	5	1	0	2	1	0	10	2	4	0	30	11	0

U.S.A. 0 (4-2)

Player	AB	R	H	BI	2B	3B	HR	BB	SB	CS	HP	SH	SF	SO	IBB	KL	GDP	PO	A	E
BOLDT cf	4	0	0	0	0	0	0	0	0	0	0	0	0	1	0	0	0	1	0	0
NUNEZ 2b	5	0	0	0	0	0	0	0	0	0	0	0	0	1	0	0	1	2	6	0
MARTINEZ 3b	4	0	1	0	0	0	0	1	0	0	0	0	0	1	0	0	0	0	1	0
MCGUIRE R c	4	0	0	0	0	0	0	0	0	0	0	0	0	0	0	0	9	2	0	0
MCGUIRE A lf	2	0	0	0	0	0	0	0	0	1	0	0	1	0	1	0	0	0	0	0
ABREU rf	3	0	0	0	0	0	0	0	0	0	0	0	0	0	0	0	2	0	0	0
OKEY dh	3	0	1	0	0	0	0	0	1	0	0	0	0	0	0	0	0	0	0	0
BIGGIO lb	3	0	1	0	0	0	0	0	1	0	0	0	0	1	0	1	0	10	0	0
ARROYO ss	3	0	0	0	0	0	0	0	0	0	0	0	0	0	0	0	5	1	0	0
WILLIAMS p	0	0	0	0	0	0	0	0	0	0	0	0	0	0	0	0	1	1	0	0
CLARKIN p	0	0	0	0	0	0	0	0	0	0	0	0	0	0	0	0	0	0	0	0
THOMPSON p	0	0	0	0	0	0	0	0	0	0	0	0	0	0	0	0	0	0	0	0
Totals.....	31	0	3	0	0	0	0	1	1	1	1	0	0	5	0	2	1	30	11	0

Canada	IP	H	R	ER	BB	SO	WP	HB	BK	IBB	SH	SF	CI	2B	3B	HR	AB	BF	FO	GO	NP
KELLOGG	8.2	2	0	0	1	5	0	1	1	0	0	0	0	0	0	0	27	29	12	8	115
DAWE W,1-1	1.1	1	0	0	0	0	0	0	0	0	0	0	0	0	0	0	4	4	1	2	14
U.S.A.	IP	H	R	ER	BB	SO	WP	HB	BK	IBB	SH	SF	CI	2B	3B	HR	AB	BF	FO	GO	NP
WILLIAMS	5.2	4	0	0	2	4	0	2	0	0	0	0	0	2	0	0	20	24	4	8	84
CLARKIN	2.1	1	0	0	2	4	0	0	0	1	0	0	0	0	0	0	8	10	1	2	44
THOMPSON L,0-2	2.0	1	1	0	1	2	0	0	0	1	1	0	0	0	0	0	5	7	1	2	31

Umpires - HP: KULHANEK David (CZE) 1B: KIM Do Hyung (KOR) 3B: FERMIN Batista (PAN)  
Start: 19:05 Time: 2:45 Attendance: 120

Weather: Overcast

Game notes:

Scorers: DROST Feiko (NED), OH Ik Hwan (KOR), HAN In Hee (KOR)

TC: SANTIAGO George (PUR), KANG Moon Kil (KOR)

CLARKIN faced 1 batter in the 9th.

Game: 36

## Resultado del Partido – Game Summary 37



# CANADA - COLOMBIA



18U World Championship - Seoul 2012  
Canada 10 (3-1), Colombia 6 (2-2) - Composite Box Score  
Sep 06, 2012 at Seoul (Mokdong)

Canada 10, Colombia 6 (Sep 06, 2012 at Seoul)

Colombia.....	000	411	000	-	6	8	0		(2-2)
Canada.....	106	000	30X	-	10	10	2		(3-1)

### Colombia 6 (2-2)

Player	AB	R	H	BI	2B	3B	HR	BB	SB	CS	HP	SH	SF	SO	IBB	KL	GDP	PO	A	E
MORELOS ss	4	0	0	0	0	0	0	0	0	0	0	1	0	0	0	0	0	2	0	0
LIAMAS 2b/3b	5	0	0	0	0	0	0	0	0	0	0	0	0	1	0	0	0	0	1	0
CANO rf	5	2	2	0	1	0	0	0	0	0	0	0	0	1	0	0	0	1	0	0
NORIEGA c/lb	4	1	2	2	1	0	0	0	0	0	0	0	0	0	0	0	0	10	0	0
MARTINEZ 1b	1	0	0	0	0	0	0	0	0	0	0	0	0	0	0	0	0	3	0	0
RIPOLL ph/c	2	0	0	0	0	0	0	1	0	0	0	0	0	0	0	0	0	5	0	0
GARCIA W dh	3	1	1	1	1	0	0	1	0	0	0	0	0	0	0	0	0	0	0	0
FUENTES 3b	3	1	1	1	0	0	0	0	0	0	0	0	0	0	0	0	0	0	2	0
PERINAN ph/2b	1	0	0	0	0	0	0	0	0	0	0	0	0	1	0	0	0	0	0	0
JIMENEZ G lf	4	1	2	1	2	0	0	0	0	0	0	0	0	0	0	0	0	1	0	0
PALACIOS cf	4	0	0	0	0	0	0	0	0	0	0	0	0	2	0	0	0	2	0	0
PENA p	0	0	0	0	0	0	0	0	0	0	0	0	0	0	0	0	0	0	0	0
OLMOS p	0	0	0	0	0	0	0	0	0	0	0	0	0	0	0	0	0	0	0	0
CRISMATT p	0	0	0	0	0	0	0	0	0	0	0	0	0	0	0	0	0	0	0	0
Totals.....	36	6	8	5	5	0	0	2	0	0	0	1	0	5	0	0	0	24	3	0

### Canada 10 (3-1)

Player	AB	R	H	BI	2B	3B	HR	BB	SB	CS	HP	SH	SF	SO	IBB	KL	GDP	PO	A	E
ROBSON cf	3	2	1	0	0	0	0	2	0	0	0	0	0	2	0	1	0	2	0	0
HANN 2b	4	1	1	0	0	0	0	1	0	0	0	0	0	0	0	0	0	3	3	1
DESOUZA lf	5	1	2	4	0	0	1	0	0	0	0	0	0	1	0	1	0	2	0	0
HODGES 3b	4	0	2	1	0	0	0	1	0	0	0	0	0	0	0	0	0	1	5	0
SIDDALL 1b	2	1	0	0	0	0	0	2	0	0	1	0	0	0	0	0	0	13	0	0
MORGAN rf	4	1	1	0	0	0	0	1	0	0	0	0	0	3	0	1	0	1	0	0
NAYLOR dh	5	1	1	0	0	0	0	0	0	0	0	0	0	0	0	0	0	0	0	0
SPIWAK c	5	1	1	1	0	0	0	0	0	0	0	0	0	3	0	0	0	5	1	0
TRIOLO ss	2	2	1	3	1	0	0	2	0	0	0	0	0	0	0	0	0	0	4	1
QUANTRILL p	0	0	0	0	0	0	0	0	0	0	0	0	0	0	0	0	0	0	0	0
SEABROOKE p	0	0	0	0	0	0	0	0	0	0	0	0	0	0	0	0	0	0	2	0
Totals.....	34	10	10	9	1	0	1	9	0	0	1	0	0	9	0	3	0	27	15	2

Colombia	IP	H	R	ER	BB	SO	WP	HB	BK	IBB	SH	SF	CI	2B	3B	HR	AB	BF	FO	GO	NP
PENA L,0-2	0.1	0	1	1	4	0	1	0	0	0	0	0	0	0	0	0	1	5	0	1	20
OLMOS	5.1	7	6	6	4	7	0	1	0	0	0	0	0	1	0	1	23	28	8	1	114
CRISMATT	2.1	3	3	3	1	2	0	0	0	0	0	0	0	0	0	0	10	11	1	3	34

Canada	IP	H	R	ER	BB	SO	WP	HB	BK	IBB	SH	SF	CI	2B	3B	HR	AB	BF	FO	GO	NP
QUANTRILL W,1-0	5.1	8	6	5	2	2	1	0	0	0	1	0	0	5	0	0	25	28	4	10	80
SEABROOKE S,1	3.2	0	0	0	0	3	0	0	0	0	0	0	0	0	0	0	11	11	2	6	48

Umpires - HP: KIM Do Hyung (KOR) 1B: SWEENEY Kevin (USA) 3B: TAURELLI Marco (ITA)  
Start: 10:00 Time: 2:23 Attendance: 84

Weather: Sunny

Game notes:

Scorers: MOLONEY Jennie (AUS), SUMI Takuya (JPN), HAN In Hee (KOR)

TC: PARK Ro Jun (KOR), LIN Hua Wei (TPE)

Game: 37

## Resultado del Partido – Game Summary 38



# SOUTH KOREA - JAPAN



18U World Championship - Seoul 2012  
Japan 4 (2-2), South Korea 2 (1-3) - Composite Box Score  
Sep 06, 2012 at Seoul (Mokdong)

Japan 4, South Korea 2 (Sep 06, 2012 at Seoul)

```
-----
Japan..... 000 004 000 - 4 4 1      (2-2)
South Korea..... 000 000 200 - 2 6 0      (1-3)
-----
```

### Japan 4 (2-2)

Player	AB	R	H	BI	2B	3B	HR	BB	SB	CS	HP	SH	SF	SO	IBB	KL	GDP	PO	A	E
MORI c	3	0	1	0	0	0	0	0	0	0	1	0	0	0	0	0	0	6	1	0
KANEKO 1b	4	1	0	1	0	0	0	0	0	0	0	0	0	0	0	0	0	6	0	1
TAMURA 3b	4	1	1	0	0	0	0	0	0	0	0	0	0	1	0	1	1	4	1	0
OTANI lf	4	0	0	0	0	0	0	0	0	0	0	0	0	1	0	0	0	5	1	0
SASAGAWA rf	4	0	1	1	0	0	0	0	0	0	0	0	0	1	0	0	0	2	0	0
MIZUMOTO cf	4	0	0	0	0	0	0	0	0	0	0	0	0	2	0	0	0	1	0	0
TAKAHASHI dh	1	0	0	0	0	0	0	0	0	0	0	0	0	1	0	0	0	0	0	0
TABATA ph/dh	2	0	0	0	0	0	0	0	0	0	0	0	0	0	0	0	0	0	0	0
HOJO ss	2	1	1	0	0	0	0	1	0	0	0	0	0	1	0	0	0	0	4	0
IYOTA 2b	1	1	0	0	0	0	1	0	0	0	1	0	1	0	0	0	0	3	3	0
FUJINAMI p	0	0	0	0	0	0	0	0	0	0	0	0	0	0	0	0	0	0	1	0
Totals.....	29	4	4	2	0	0	0	2	0	0	1	1	0	8	0	1	1	27	11	1

### South Korea 2 (1-3)

Player	AB	R	H	BI	2B	3B	HR	BB	SB	CS	HP	SH	SF	SO	IBB	KL	GDP	PO	A	E
KIM IT rf	4	0	0	0	0	0	0	0	0	0	0	0	0	0	0	0	0	0	0	0
KIM MJ 2b	4	0	1	0	0	0	0	0	1	0	0	0	0	1	0	0	0	1	7	0
KANG ss	4	0	0	0	0	0	0	0	0	0	0	0	0	1	0	0	0	3	3	0
YOON DY dh	3	0	0	0	0	0	0	1	0	0	0	0	0	2	0	0	0	0	0	0
LEE WS lf	4	1	0	0	0	0	0	0	0	0	0	0	0	0	0	0	0	1	0	0
SIM 1b	4	1	2	0	0	0	0	0	0	0	0	0	0	0	0	0	0	10	0	0
SONG JS cf	3	0	1	0	0	0	0	1	0	0	0	0	0	0	0	0	0	4	0	0
HAN c	2	0	0	0	0	0	0	0	0	0	0	0	0	1	0	0	0	3	0	0
AN JY c	1	0	1	2	1	0	0	1	0	0	0	0	0	0	0	0	0	5	0	0
YOO 3b	2	0	1	0	0	0	0	0	0	1	0	0	0	1	0	0	0	0	1	0
KYE ph/3b	1	0	0	0	0	0	0	1	0	0	0	0	0	0	0	0	0	0	0	0
SHIM p	0	0	0	0	0	0	0	0	0	0	0	0	0	0	0	0	0	0	3	0
LEE GW p	0	0	0	0	0	0	0	0	0	0	0	0	0	0	0	0	0	0	0	0
Totals.....	32	2	6	2	1	0	0	4	1	1	0	0	0	6	0	0	0	27	14	0

Japan	IP	H	R	ER	BB	SO	WP	HB	BK	IBB	SH	SF	CI	2B	3B	HR	AB	BF	FO	GO	NP
FUJINAMI W,2-1	9.0	6	2	1	4	6	1	0	0	0	0	0	0	1	0	0	32	36	9	10	127
South Korea	IP	H	R	ER	BB	SO	WP	HB	BK	IBB	SH	SF	CI	2B	3B	HR	AB	BF	FO	GO	NP
SHIM L,1-2	6.0	4	4	4	2	3	2	1	0	0	1	0	0	0	0	0	20	24	2	12	94
LEE GW	3.0	0	0	0	0	5	0	0	0	0	0	0	0	0	0	0	9	9	3	1	41

Umpires - HP: PIMENTAL Osmel (VEN) 1B: FERMIN Batista (PAN) 3B: CONDON David (USA)  
Start: 18:07 Time: 2:38 Attendance: 3500

Weather: Sunny

Game notes:

Scorers: MOLONEY Jennie (AUS) SUMI Takuya (JPN) HAN, Ik Hee (KOR)

TC: SANTIAGO George (PUR) PICKETT Brett(AUS)

Game: 38

## Resultado del Partido – Game Summary 39



# USA - CHINESE TAIPEI



18U World Championship - Seoul 2012  
U.S.A. 5 (2-2), Chinese Taipei 1 (2-2) - Composite Box Score  
Sep 06, 2012 at Seoul (Mokdong)

U.S.A. 5, Chinese Taipei 1 (Sep 06, 2012 at Seoul)

Chinese Taipei.....	010	000	000	-	1	8	2	(2-2)
U.S.A.....	101	030	00X	-	5	15	1	(2-2)

### Chinese Taipei 1 (2-2)

Player	AB	R	H	BI	2B	3B	HR	BB	SB	CS	HP	SH	SF	SO	IBB	KL	GDP	PO	A	E
LIN TW ss	2	0	0	0	0	0	0	1	0	0	1	0	0	1	0	1	0	1	6	0
SEN YP lf	3	0	1	0	0	0	0	0	0	0	0	1	0	1	0	0	0	3	0	1
LEE 3b	4	0	1	0	0	0	0	0	0	0	0	0	0	0	0	0	2	1	1	0
SU 1b	3	1	0	0	0	0	0	1	0	0	0	0	0	1	0	1	0	10	0	0
YANG CW 2b	3	0	1	0	0	0	0	0	0	0	1	0	0	0	0	0	0	4	3	1
CHAN c	4	0	3	1	1	0	0	0	0	0	0	0	0	0	0	0	0	1	1	0
TSAI pr	0	0	0	0	0	0	0	0	0	0	0	0	0	0	0	0	0	0	0	0
LIU CK rf	3	0	0	0	0	0	0	0	0	0	0	0	0	0	0	0	0	1	0	0
CHEN YM rf	1	0	0	0	0	0	0	0	0	0	0	0	0	0	0	0	0	0	0	0
CHEN YS dh	1	0	0	0	0	0	0	0	0	0	0	0	0	1	0	0	0	0	0	0
WANG ph/dh	2	0	0	0	0	0	0	0	0	0	0	0	0	0	0	0	0	0	0	0
TSAO cf	3	0	2	0	0	0	0	0	0	0	0	0	0	0	0	0	0	3	0	0
YANG HH p	0	0	0	0	0	0	0	0	0	0	0	0	0	0	0	0	0	0	1	0
LIN CH p	0	0	0	0	0	0	0	0	0	0	0	0	0	0	0	0	0	0	1	0
HUANG p	0	0	0	0	0	0	0	0	0	0	0	0	0	0	0	0	0	0	0	0
SEN JH p	0	0	0	0	0	0	0	0	0	0	0	0	0	0	0	0	0	0	0	0
Totals.....	29	1	8	1	1	0	0	2	0	0	1	2	0	4	0	2	2	24	13	2

### U.S.A. 5 (2-2)

Player	AB	R	H	BI	2B	3B	HR	BB	SB	CS	HP	SH	SF	SO	IBB	KL	GDP	PO	A	E
BOLDT cf	5	0	2	0	0	0	0	0	1	0	0	0	0	1	0	1	0	0	1	0
NUNEZ 3b	4	3	2	0	0	0	0	1	0	0	0	0	0	0	0	0	0	1	5	1
MARTINEZ dh	5	0	1	0	0	0	0	0	0	0	0	0	0	0	0	0	0	0	0	0
MCGUIRE R lf	4	1	3	2	0	0	0	0	0	1	0	0	0	0	0	0	0	3	0	0
OKEY c	4	0	1	0	0	0	0	0	0	0	0	0	0	0	0	0	0	5	0	0
ABREU rf	4	1	1	1	0	0	0	0	0	0	0	0	0	0	0	0	0	0	0	0
BIGGIO 1b	4	0	4	1	0	0	0	0	1	0	0	0	0	0	0	0	0	11	0	0
ARROYO ss	4	0	1	0	0	0	0	0	0	0	0	0	0	0	0	0	0	1	5	0
BRIGMAN 2b	4	0	0	0	0	0	0	0	0	0	0	0	0	0	0	0	0	6	2	0
GONSALVES p	0	0	0	0	0	0	0	0	0	0	0	0	0	0	0	0	0	0	2	0
Totals.....	38	5	15	4	0	0	0	1	2	1	0	0	0	1	0	1	0	27	15	1

Chinese Taipei	IP	H	R	ER	BB	SO	WP	HB	BK	IBB	SH	SF	CI	2B	3B	HR	AB	BF	FO	GO	NP
YANG HH	2.0	4	1	0	0	1	0	0	0	0	0	0	0	0	0	0	9	9	1	3	39
LIN CH L,0-1	2.1	6	3	3	0	0	0	0	0	0	0	0	0	0	0	0	13	13	5	2	41
HUANG	2.2	5	1	0	1	0	1	0	0	0	0	0	0	0	0	0	13	14	1	7	34
SEN JH	1.0	0	0	0	0	0	0	0	0	0	0	0	0	0	0	0	3	3	1	2	11

U.S.A.	IP	H	R	ER	BB	SO	WP	HB	BK	IBB	SH	SF	CI	2B	3B	HR	AB	BF	FO	GO	NP
GONSALVES W,2-0	9.0	8	1	1	2	4	0	1	0	0	2	0	0	1	0	0	29	34	6	12	109

Umpires - HP: OKO Jon (CAN) 1B: YAMAGUCHI Tomo (JPN) 3B: LIM Jae Hoon (KOR)  
Start: 14:00 Time: 2:27 Attendance: 113

Weather: Sunny

Game notes:

Scorers: MOLONEY Jennie (AUS) SUMI Takuya (JPN) HAN, In Hee (KOR)

TC: ASO Koji (JPN) PICKETT Brett (AUS)

Game: 39

## Resultado del Partido – Game Summary 40



# CHINESE TAIPEI - COLOMBIA



18U World Championship - Seoul 2012  
Chinese Taipei 3 (3-2), Colombia 1 (2-3) - Composite Box Score  
Sep 07, 2012 at Seoul (Mokdong)

Chinese Taipei 3, Colombia 1 (Sep 07, 2012 at Seoul)

Colombia.....	100	000	000	-	1	4	0	(2-3)
Chinese Taipei.....	210	000	00X	-	3	7	0	(3-2)

### Colombia 1 (2-3)

Player	AB	R	H	BI	2B	3B	HR	BB	SB	CS	HP	SH	SF	SO	IBB	KL	GDP	PO	A	E
MORELOS ss	4	1	2	0	0	0	0	0	0	0	0	0	0	0	0	0	0	1	3	0
LIAMAS 2b	2	0	0	0	0	0	0	0	0	0	0	1	0	0	0	0	0	1	4	0
PERINAN 2b	1	0	0	0	0	0	0	0	0	0	0	0	0	0	0	0	0	2	1	0
CANO rf	4	0	2	1	0	1	0	0	0	0	0	0	0	1	0	0	0	0	0	0
NORIEGA c	4	0	0	0	0	0	0	0	0	0	0	0	0	0	0	0	0	2	1	0
MARTINEZ 1b	2	0	0	0	0	0	0	1	0	0	0	0	0	1	0	1	0	10	0	0
GARCIA W dh	2	0	0	0	0	0	0	0	0	0	1	0	1	0	1	0	0	0	0	0
FUENTES 3b	3	0	0	0	0	0	0	0	0	0	0	0	0	0	0	0	0	2	1	0
JIMENEZ G lf	3	0	0	0	0	0	0	0	0	0	0	0	0	1	0	0	0	5	0	0
PALACIOS cf	2	0	0	0	0	0	0	0	0	0	0	0	0	1	0	0	0	1	1	0
JIMENEZ Y ph/cf	1	0	0	0	0	0	0	0	0	0	0	0	0	1	0	0	0	0	0	0
HERNANDEZ p	0	0	0	0	0	0	0	0	0	0	0	0	0	0	0	0	0	0	1	0
PEREZ p	0	0	0	0	0	0	0	0	0	0	0	0	0	0	0	0	0	0	0	0
Totals.....	28	1	4	1	0	1	0	1	0	0	0	2	0	6	0	2	0	24	12	0

### Chinese Taipei 3 (3-2)

Player	AB	R	H	BI	2B	3B	HR	BB	SB	CS	HP	SH	SF	SO	IBB	KL	GDP	PO	A	E
LIN TW ss	4	1	2	1	1	0	0	0	0	0	0	0	0	0	0	0	0	3	5	0
SEN YP lf	4	1	1	0	0	0	0	0	0	0	0	0	0	0	0	0	0	2	0	0
LEE 3b	3	0	2	0	0	0	0	1	0	1	0	0	0	0	0	0	0	0	2	0
SU 1b	3	0	1	0	0	0	0	1	0	0	0	0	0	1	0	1	0	12	2	0
YANG CW 2b	4	0	0	1	0	0	0	0	0	0	0	0	0	0	0	0	0	1	1	2
CHAN c	3	0	0	0	0	0	0	0	0	0	0	0	0	0	0	0	0	6	1	0
LIU CK rf	2	0	0	0	0	0	0	0	1	0	1	0	0	0	0	0	0	1	0	0
CHEN YM dh	3	0	0	0	0	0	0	0	0	0	0	0	0	1	0	1	0	0	0	0
TSAO cf	1	1	1	0	0	0	0	2	1	0	0	0	0	0	0	0	0	0	0	0
SEN JH p	0	0	0	0	0	0	0	0	0	0	0	0	0	0	0	0	0	2	1	0
TSENG JH p	0	0	0	0	0	0	0	0	0	0	0	0	0	0	0	0	0	0	0	0
Totals.....	27	3	7	2	1	0	0	4	2	1	1	0	0	2	0	2	1	27	13	0

Colombia	IP	H	R	ER	BB	SO	WP	HB	BK	IBB	SH	SF	CI	2B	3B	HR	AB	BF	FO	GO	NP
HERNANDEZ L,0-1	5.0	5	3	3	2	1	1	0	0	0	0	0	0	1	0	0	19	21	7	6	81
PEREZ	3.0	2	0	0	2	1	0	1	0	0	0	0	0	0	0	0	8	11	2	3	42

Chinese Taipei	IP	H	R	ER	BB	SO	WP	HB	BK	IBB	SH	SF	CI	2B	3B	HR	AB	BF	FO	GO	NP
SEN JH W,2-0	8.0	3	1	1	1	5	0	0	0	0	2	0	0	0	1	0	24	27	7	11	90
TSENG JH S,1	1.0	1	0	0	0	1	0	0	0	0	0	0	0	0	0	0	4	4	0	2	19

Umpires - HP: FERMIN Batista (PAN) 1B: TAURELLI Marco (ITA) 2B: YANG Jae Man (KOR)  
3B: CONDON David (USA)  
Start: 10:00 Time: 2:30 Attendance: 85

Weather: Partly Cloudy

Game notes:

Scorers: DROST Feiko (NED), AN Woo Jun (KOR), OH Ik Hwan (KOR)

TC: SON Hyuk (KOR) ASO Koji (JPN)

HERNANDEZ faced 1 batter in the 6th.

Game: 40

## Resultado del Partido – Game Summary 41



# CANADA - SOUTH KOREA



18U World Championship - Seoul 2012  
 South Korea 9 (2-3), Canada 3 (3-2) - Composite Box Score  
 Sep 07, 2012 at Seoul (Mokdong)

South Korea 9, Canada 3 (Sep 07, 2012 at Seoul)

South Korea.....	000	040	500	-	9	3	0	(2-3)
Canada.....	000	200	100	-	3	8	3	(3-2)

### South Korea 9 (2-3)

Player	AB	R	H	BI	2B	3B	HR	BB	SB	CS	HP	SH	SF	SO	IBB	KL	GDP	PO	A	E
KIM IT rf	3	2	1	0	0	0	0	2	1	0	0	0	0	0	0	0	0	1	0	0
KIM MJ 2b/lf	1	2	0	1	0	0	0	3	2	0	1	0	0	0	0	0	0	2	3	0
KANG ss	3	1	0	2	0	0	0	2	0	0	0	0	0	1	0	0	0	1	2	0
YOON DY dh	3	1	0	2	0	0	0	1	0	0	0	0	0	1	0	0	0	0	0	0
CHOI ph	1	0	0	0	0	0	0	0	0	0	0	0	0	1	0	0	0	0	0	0
SIM 1b	5	0	0	0	0	0	0	0	0	0	0	0	0	1	0	0	0	13	1	0
LEE WS lf	3	0	0	0	0	0	0	0	0	0	0	0	0	2	0	1	0	0	0	0
KYE ph/2b	1	0	0	1	0	0	0	0	0	0	1	0	0	0	0	0	0	0	0	0
SONG JS cf	2	0	0	1	0	0	0	1	0	1	0	0	1	0	0	0	0	1	0	0
HAN c	3	1	0	0	0	0	0	0	0	1	0	0	1	0	0	0	0	9	1	0
AN JY c	0	0	0	0	0	0	0	0	0	0	0	0	0	0	0	0	0	0	0	0
YOO 3b	3	2	2	0	0	0	0	0	0	0	1	0	0	0	0	0	0	0	3	0
LEE SM p	0	0	0	0	0	0	0	0	0	0	0	0	0	0	0	0	0	0	3	0
JANG p	0	0	0	0	0	0	0	0	0	0	0	0	0	0	0	0	0	0	0	0
Totals.....	28	9	3	7	0	0	0	9	3	1	4	0	1	7	0	1	0	27	13	0

### Canada 3 (3-2)

Player	AB	R	H	BI	2B	3B	HR	BB	SB	CS	HP	SH	SF	SO	IBB	KL	GDP	PO	A	E
ROBSON dh	5	0	1	0	0	0	0	0	1	0	0	0	0	2	0	2	0	0	0	0
HANN 2b	4	0	0	0	0	0	0	1	0	1	0	0	0	0	0	0	0	4	3	0
DESOUZA lf	5	1	1	0	0	0	0	0	0	0	0	0	0	2	0	0	0	1	0	0
HODGES 3b	2	1	2	0	1	0	0	2	0	0	0	0	0	0	0	0	0	1	5	0
SIDDALL rf	2	1	1	0	0	0	0	1	0	0	1	0	0	0	0	0	0	0	0	0
NAYLOR 1b	4	0	0	0	0	0	0	0	0	0	0	0	0	2	0	0	0	11	1	2
MORGAN cf	4	0	0	0	0	0	0	0	0	0	0	0	0	3	0	2	0	2	0	0
SHAW c	3	0	2	2	1	0	0	1	0	0	0	0	0	0	0	0	0	7	1	0
PINERO ss	4	0	1	0	0	0	0	0	0	0	0	0	0	0	0	0	1	1	4	0
VINCENT p	0	0	0	0	0	0	0	0	0	0	0	0	0	0	0	0	0	0	0	0
MARKS p	0	0	0	0	0	0	0	0	0	0	0	0	0	0	0	0	0	0	0	0
SEIFRIT p	0	0	0	0	0	0	0	0	0	0	0	0	0	0	0	0	0	0	0	1
BOTNICK p	0	0	0	0	0	0	0	0	0	0	0	0	0	0	0	0	0	0	0	0
Totals.....	33	3	8	2	2	0	0	5	1	1	1	0	0	9	0	4	1	27	14	3

South Korea	IP	H	R	ER	BB	SO	WP	HB	BK	IBB	SH	SF	CI	2B	3B	HR	AB	BF	FO	GO	NP
LEE SM W,2-0	6.2	7	3	3	4	7	0	1	0	0	0	0	0	2	0	0	25	30	2	9	118
JANG	2.1	1	0	0	1	2	1	0	0	0	0	0	0	0	0	0	8	9	2	3	42

Canada	IP	H	R	ER	BB	SO	WP	HB	BK	IBB	SH	SF	CI	2B	3B	HR	AB	BF	FO	GO	NP
VINCENT L,1-1	4.1	1	4	3	3	4	0	3	0	0	0	0	0	0	0	0	14	20	2	7	73
MARKS	2.0	2	5	4	5	2	1	1	0	0	0	0	0	0	0	0	7	13	2	1	64
SEIFRIT	0.2	0	0	0	0	0	1	0	0	0	0	1	0	0	0	0	1	2	1	1	8
BOTNICK	2.0	0	0	0	1	1	0	0	0	0	0	0	0	0	0	0	6	7	1	4	28

Umpires - HP: YAMAGUCHI Tomo (JPN) 1B: CHEN Bin Shun (TPE) 2B: SWEENEY Kevin (USA)  
 3B: KULHANEK David (CZE)  
 Start: 14:00 Time: 3:12 Attendance: 210

Weather: Overcast

Game notes:

Scorers: MOLONEY Jennie (AUS), DROST Feiko (NED), AN Woo Jun (KOR)

TC: PICKETT Brett (AUS), LIN Hua Wei (TPE)

Game: 41

## Resultado del Partido – Game Summary 42



# USA - JAPAN



18U World Championship - Seoul 2012  
U.S.A. 10 (3-2), Japan 5 (2-3) - Composite Box Score  
Sep 07, 2012 at Seoul (Mokdong)

U.S.A. 10, Japan 5 (Sep 07, 2012 at Seoul)

Japan.....	002	102	000	-	5	6	6	(2-3)
U.S.A.....	000	211	42X	-	10	8	1	(3-2)

Japan 5 (2-3)

Player	AB	R	H	BI	2B	3B	HR	BB	SB	CS	HP	SH	SF	SO	IBB	KL	GDP	PO	A	E
MORI c	3	2	2	0	1	0	0	2	0	0	0	0	0	0	0	0	0	8	0	0
SUGAWARA pr/lb	0	0	0	0	0	0	0	0	0	0	0	0	0	0	0	0	0	1	1	1
KANEKO lb/3b	5	0	0	0	0	0	0	0	0	0	0	0	0	3	0	0	1	8	2	0
TAMURA 3b/c	3	1	1	1	0	0	0	1	0	0	0	0	1	0	0	0	0	0	1	1
OTANI lf	4	0	1	1	0	0	0	1	0	0	0	0	0	0	0	0	0	0	0	1
SASAGAWA rf	4	0	0	0	0	0	0	0	0	1	0	0	1	0	0	0	0	3	1	0
MIZUMOTO cf	2	0	1	1	1	0	0	2	0	0	0	0	0	0	0	0	0	0	0	0
TABATA dh	1	0	0	0	0	0	0	2	0	0	0	0	0	1	0	0	0	0	0	0
TAKAHASHI ph/dh	1	0	0	0	0	0	0	0	0	0	0	0	0	0	0	0	1	0	0	0
HOJO ss	3	1	0	0	0	0	0	1	0	0	0	0	0	2	0	0	0	0	3	3
IYOTA 2b	2	1	1	0	0	0	0	1	0	0	0	1	0	0	0	0	0	3	5	0
KAMBARA p	0	0	0	0	0	0	0	0	0	0	0	0	0	0	0	0	0	1	2	0
HAMADA p	0	0	0	0	0	0	0	0	0	0	0	0	0	0	0	0	0	0	0	0
OTSUKA p	0	0	0	0	0	0	0	0	0	0	0	0	0	0	0	0	0	0	0	0
FUJINAMI p	0	0	0	0	0	0	0	0	0	0	0	0	0	0	0	0	0	0	0	0
JOHMA p	0	0	0	0	0	0	0	0	0	0	0	0	0	0	0	0	0	0	0	0
Totals.....	28	5	6	3	2	0	0	10	0	0	1	1	1	7	0	0	2	24	15	6

U.S.A. 10 (3-2)

Player	AB	R	H	BI	2B	3B	HR	BB	SB	CS	HP	SH	SF	SO	IBB	KL	GDP	PO	A	E
BOLDT cf	4	1	1	1	0	0	0	1	1	0	0	0	0	2	0	1	0	0	1	0
NUNEZ 3b/2b	3	1	1	0	0	0	0	0	0	0	1	1	0	1	0	0	0	3	3	1
MARTINEZ dh	5	0	0	0	0	0	0	0	0	0	0	0	0	1	0	0	1	0	0	0
MCGUIRE R lf/3b	3	0	0	0	0	0	0	2	1	0	0	0	0	0	0	0	0	0	1	0
OKEY c	4	3	2	1	0	0	0	1	1	0	0	0	0	1	0	1	0	7	1	0
ABREU rf	4	2	0	0	0	0	0	1	2	0	0	0	0	0	0	0	0	1	0	0
BIGGIO lb	5	1	2	1	0	0	0	0	0	0	0	0	0	1	0	1	0	11	0	0
ARROYO ss	2	2	2	3	1	0	0	1	0	0	1	0	0	0	0	0	0	2	5	0
BRIGMAN 2b	1	0	0	0	0	0	0	0	0	0	0	0	0	1	0	0	0	1	1	0
WILLIAMS ph/lf	2	0	0	1	0	0	0	1	0	0	0	0	0	0	0	0	0	2	0	0
TACCOLINI p	0	0	0	0	0	0	0	0	0	0	0	0	0	0	0	0	0	0	1	0
DAVIS p	0	0	0	0	0	0	0	0	0	0	0	0	0	0	0	0	0	0	3	0
Totals.....	33	10	8	7	1	0	0	7	5	0	2	1	0	7	0	3	1	27	16	1

Japan	IP	H	R	ER	BB	SO	WP	HB	BK	IBB	SH	SF	CI	2B	3B	HR	AB	BF	FO	GO	NP
KAMBARA	4.0	4	2	2	2	4	0	0	0	0	0	0	0	1	0	0	16	18	2	5	66
HAMADA	0.0	0	1	1	1	0	0	0	0	0	0	0	0	0	0	0	0	1	0	0	4
OTSUKA	2.0	1	1	1	3	1	1	2	0	0	1	0	0	0	0	0	5	11	0	4	45
FUJINAMI L,2-2	1.1	2	5	1	1	2	3	0	0	0	0	0	0	0	0	0	9	10	1	2	44
JOHMA	0.2	1	1	0	0	0	0	0	0	0	0	0	0	0	0	0	3	3	0	1	8

U.S.A.	IP	H	R	ER	BB	SO	WP	HB	BK	IBB	SH	SF	CI	2B	3B	HR	AB	BF	FO	GO	NP
TACCOLINI	2.2	1	2	2	5	1	4	1	0	0	0	0	0	0	0	0	8	14	0	6	65
DAVIS W,1-0	6.1	5	3	3	5	6	1	0	0	0	1	1	0	2	0	0	20	27	5	5	107

Umpires - HP: PARK Hi Young (KOR) 1B: OKO Jon (CAN) 2B: HOWARD Gregory (AUS)  
3B: PIMENTEL Osmel (VEN)  
Start: 18:03 Time: 2:29 Attendance: 200

Weather: Cloudy

Game notes:

Scorers: MOLONEY Jennie (AUS) SUMI Takuya (JPN) OH Ik Hwan (KOR)

TC: PARK Ro-Jun (KOR) SANTIAGO George (PUR)

HAMADA faced 1 batter in the 5th.

Game: 42



## Resultado del Partido – Game Summary 43



# (6<sup>th</sup>) JAPAN – SOUTH KOREA (5<sup>th</sup>)



18U World Championship - Seoul 2012  
 South Korea 3 (3-3), Japan 0 (2-4) - Composite Box Score  
 Sep 08, 2012 at Seoul (Mokdong)

South Korea 3, Japan 0 (Sep 08, 2012 at Seoul)

South Korea.....	010	010	001	-	3	3	0	(3-3)
Japan.....	000	000	000	-	0	4	0	(2-4)

### South Korea 3 (3-3)

Player	AB	R	H	BI	2B	3B	HR	BB	SB	CS	HP	SH	SF	SO	IBB	KL	GDP	PO	A	E
KIM IT rf	3	0	0	0	0	0	0	1	0	0	0	0	0	1	0	0	0	2	0	0
KIM MJ 2b	4	0	0	0	0	0	0	0	0	0	0	0	0	3	0	3	0	3	4	0
KYE 2b	0	0	0	0	0	0	0	0	0	0	0	0	0	0	0	0	0	0	2	0
KANG ss	2	0	0	0	0	0	0	1	1	1	1	0	0	2	0	2	0	2	2	0
YOON DY dh	4	1	1	1	0	0	1	0	0	0	0	0	0	1	0	0	0	0	0	0
SIM 1b	3	1	0	0	0	0	0	1	0	0	0	0	0	1	0	0	0	9	1	0
SONG JS cf	2	1	1	1	1	0	0	1	1	0	1	0	0	0	0	0	0	2	0	0
LEE WS lf	3	0	0	0	0	0	0	0	0	0	0	1	0	2	0	0	0	1	0	0
AN JY c	3	0	1	0	0	0	0	0	0	0	0	0	0	1	0	0	0	7	0	0
YOO 3b	3	0	0	0	0	0	0	0	0	0	0	0	0	3	0	0	0	1	1	0
LEE GW p	0	0	0	0	0	0	0	0	0	0	0	0	0	0	0	0	0	0	2	0
SHIM p	0	0	0	0	0	0	0	0	0	0	0	0	0	0	0	0	0	0	0	0
YOON HB p	0	0	0	0	0	0	0	0	0	0	0	0	0	0	0	0	0	0	0	0
Totals.....	27	3	3	2	1	0	1	4	2	1	2	1	0	14	0	5	0	27	12	0

### Japan 0 (2-4)

Player	AB	R	H	BI	2B	3B	HR	BB	SB	CS	HP	SH	SF	SO	IBB	KL	GDP	PO	A	E
SASAGAWA rf	4	0	0	0	0	0	0	0	0	0	0	0	0	1	0	0	0	0	0	0
IYOTA 2b	4	0	0	0	0	0	0	0	0	0	0	0	0	1	0	1	0	1	3	0
TAMURA 3b	3	0	0	0	0	0	0	1	0	0	0	0	0	0	0	0	0	1	1	0
OTANI p/lf	3	0	1	0	0	0	0	1	0	0	0	0	0	0	0	0	0	2	2	0
MIZUMOTO cf	4	0	1	0	0	0	0	0	0	0	0	0	0	2	0	1	0	1	0	0
KANEKO 1b	4	0	1	0	0	0	0	0	0	0	0	0	0	0	0	0	0	6	0	0
HOJO ss	3	0	0	0	0	0	0	1	0	0	0	0	0	1	0	0	0	2	1	0
TAKAHASHI lf	1	0	0	0	0	0	0	1	0	0	0	0	0	1	0	0	0	1	0	0
TABATA ph	1	0	0	0	0	0	0	0	0	0	0	0	0	0	0	0	0	0	0	0
SATO p	0	0	0	0	0	0	0	0	0	0	0	0	0	0	0	0	0	0	0	0
MORI ph	1	0	0	0	0	0	0	0	0	0	0	0	0	0	0	0	0	0	0	0
NAKAMICHI c	3	0	1	0	0	0	0	0	1	0	0	0	0	1	0	0	0	13	2	0
Totals.....	31	0	4	0	0	0	0	4	1	0	0	0	0	7	0	2	0	27	9	0

South Korea	IP	H	R	ER	BB	SO	WP	HB	BK	IBB	SH	SF	CI	2B	3B	HR	AB	BF	FO	GO	NP
LEE GW W,1-0	8.0	3	0	0	3	7	0	0	0	0	0	0	0	0	0	0	27	30	7	10	121
SHIM	0.2	1	0	0	0	0	0	0	0	0	0	0	0	0	0	0	3	3	0	2	13
YOON HB S,1	0.1	0	0	0	1	0	0	0	0	0	0	0	0	0	0	0	1	2	1	0	7
Japan	IP	H	R	ER	BB	SO	WP	HB	BK	IBB	SH	SF	CI	2B	3B	HR	AB	BF	FO	GO	NP
OTANI L,0-1	7.0	2	2	2	4	12	1	2	1	0	1	0	0	1	0	0	20	27	3	4	100
SATO	2.0	1	1	1	0	2	0	0	0	0	0	0	0	0	0	1	7	7	2	2	30

Umpires - HP: OKO Jon (CAN) 1B: CONDON David (USA) 2B: FERMIN Batista (PAN)  
 3B: TAURELLI Marco (ITA) LF: PARK Won Jung (KOR), RF: PARK Hi Young (KOR)  
 Start: 10:00 Time: 2:35 Attendance: 1100

Weather: Overcast  
 Game notes:  
 Scorers: DROST Feiko (NED), SUMI Takuya (JPN), AN Woo Jun (KOR)  
 TC: LIN Hua Wei (TPE), PARK Ro Jun (KOR)  
 Game: 43

## Resultado del Partido – Game Summary 44



# (3<sup>rd</sup>) CHINESE TAIPEI – COLOMBIA (4<sup>th</sup>)



18U World Championship - Seoul 2012  
Chinese Taipei 4 (4-2), Colombia 1 (2-4) - Composite Box Score  
Sep 08, 2012 at Seoul (Mokdong)

Chinese Taipei 4, Colombia 1 (Sep 08, 2012 at Seoul)

```

-----
Colombia..... 001 000 000 - 1 6 3      (2-4)
Chinese Taipei..... 301 000 00X - 4 5 1      (4-2)
-----
    
```

Colombia 1 (2-4)

Player	AB	R	H	BI	2B	3B	HR	BB	SB	CS	HP	SH	SF	SO	IBB	KL	GDP	PO	A	E
MORELOS ss	4	0	0	0	0	0	0	0	0	0	0	0	0	3	0	2	0	0	1	0
FUENTES 3b	4	0	1	1	0	0	0	0	0	0	0	0	0	1	0	1	0	2	3	0
CANO rf	4	0	1	0	0	0	0	0	0	1	0	0	0	2	0	0	0	0	0	0
NORIEGA c	3	0	1	0	0	0	0	0	0	0	1	0	0	0	0	0	0	6	0	0
GARCIA W lf	4	0	1	0	0	0	0	0	0	0	0	0	0	2	0	0	0	2	0	0
JIMENEZ G lb	4	0	1	0	0	0	0	0	0	0	0	0	0	1	0	0	0	10	0	0
PERINAN 2b	3	0	0	0	0	0	0	0	0	0	0	1	0	0	0	0	0	2	3	1
RIPOLL dh	2	0	0	0	0	0	0	0	0	0	0	0	0	1	0	0	0	0	0	0
MARTINEZ ph	1	0	0	0	0	0	0	0	0	0	0	0	0	1	0	0	0	0	0	0
PALACIOS cf	3	1	1	0	0	0	0	0	0	0	0	0	0	1	0	1	0	2	0	2
MARRUGO p	0	0	0	0	0	0	0	0	0	0	0	0	0	0	0	0	0	0	1	0
VELEZ p	0	0	0	0	0	0	0	0	0	0	0	0	0	0	0	0	0	0	1	0
RUIZ p	0	0	0	0	0	0	0	0	0	0	0	0	0	0	0	0	0	0	0	0
Totals.....	32	1	6	1	0	0	0	0	0	1	1	1	0	12	0	4	0	24	9	3

Chinese Taipei 4 (4-2)

Player	AB	R	H	BI	2B	3B	HR	BB	SB	CS	HP	SH	SF	SO	IBB	KL	GDP	PO	A	E
LIN TW ss	3	1	1	0	0	0	0	0	0	0	0	0	0	0	0	0	0	0	1	0
TSAI ss	0	0	0	0	0	0	0	1	0	0	0	0	0	0	0	0	0	0	2	0
SEN YP lf	3	1	0	0	0	0	0	1	0	0	0	0	0	0	0	0	0	1	0	0
LEE 3b	4	1	1	1	0	0	0	0	0	0	0	0	0	0	0	0	0	0	5	0
SU lb	4	0	0	1	0	0	0	0	0	0	0	0	0	0	0	0	0	9	0	1
YANG CW 2b	3	1	1	0	0	0	0	1	0	0	0	0	0	1	0	0	0	3	1	0
CHAN c	4	0	1	0	0	0	0	0	0	0	0	0	0	2	0	2	1	12	1	0
LIU CK rf	3	0	1	1	0	0	0	0	0	0	0	0	0	1	0	1	0	1	0	0
WANG dh	2	0	0	0	0	0	0	1	0	0	0	0	0	0	0	0	0	0	0	0
TSAO cf	3	0	0	0	0	0	0	0	0	0	0	0	0	0	0	0	0	1	0	0
TSENG JH p	0	0	0	0	0	0	0	0	0	0	0	0	0	0	0	0	0	0	1	0
Totals.....	29	4	5	3	0	0	0	4	0	0	0	0	0	4	0	3	1	27	11	1

Colombia	IP	H	R	ER	BB	SO	WP	HB	BK	IBB	SH	SF	CI	2B	3B	HR	AB	BF	FO	GO	NP
MARRUGO L,1-1	2.2	4	4	3	3	0	2	0	0	0	0	0	0	0	0	0	12	15	4	3	52
VELEZ	4.1	1	0	0	1	3	1	0	0	0	0	0	0	0	0	0	14	15	5	5	55
RUIZ	1.0	0	0	0	0	1	0	0	0	0	0	0	0	0	0	0	3	3	1	1	12

Chinese Taipei	IP	H	R	ER	BB	SO	WP	HB	BK	IBB	SH	SF	CI	2B	3B	HR	AB	BF	FO	GO	NP
TSENG JH W,3-0	9.0	6	1	1	0	12	1	1	0	0	1	0	0	0	0	0	32	34	4	10	115

Umpires - HP: LIM Jae Hoon (KOR) 1B: SWEENEY Kevin (USA) 2B: KIM Do Hyung (KOR)  
3B: HOWARD Gregory (AUS) LF: WAKABAYASHI Kou (JPN), RF: PARK Seong Jun (KOR)  
Start: 14:00 Time: 2:07 Attendance: 120

Weather: Partly Cloudy

Game notes:

Scorers: MOLONEY Jennie (AUS), DROST Feiko (NED), OH Ik Hwan (KOR)

TC: PICKETT Brett (USA), ASO Koji (JPN)

Game: 44

## Resultado del Partido – Game Summary 45



### (1<sup>st</sup>) USA – CANADA (2<sup>nd</sup>)



18U World Championship - Seoul 2012  
U.S.A. 6 (7-2), Canada 2 (6-3) - Composite Box Score  
Sep 08, 2012 at Seoul (Mokdong)

U.S.A. 6, Canada 2 (Sep 08, 2012 at Seoul)

Canada.....	010	010	000	-	2	4	3	(6-3)
U.S.A.....	013	000	20X	-	6	10	1	(7-2)

#### Canada 2 (6-3)

Player	AB	R	H	BI	2B	3B	HR	BB	SB	CS	HP	SH	SF	SO	IBB	KL	GDP	PO	A	E
ROBSON cf	3	0	1	0	0	0	0	1	0	1	0	0	0	1	0	0	0	0	0	0
HANN 2b	4	0	0	0	0	0	0	0	0	0	0	0	0	0	0	0	1	5	3	0
DESOUZA lf	4	0	1	0	0	0	0	0	0	0	0	0	0	0	0	0	0	0	0	0
HODGES 3b	3	1	1	0	0	0	0	1	0	0	0	0	0	0	1	0	1	1	4	1
SIDDALL 1b	3	0	1	0	0	0	0	0	0	0	1	0	0	1	0	0	0	9	1	0
NAYLOR dh	2	1	0	0	0	0	0	2	0	0	0	0	0	0	0	0	0	0	0	0
MORGAN rf	4	0	0	1	0	0	0	0	0	0	0	0	0	2	0	1	0	1	0	1
SHAW c	3	0	0	1	0	0	0	0	0	0	0	0	0	2	0	0	0	5	2	1
TRIOLO ss	3	0	0	0	0	0	0	0	0	0	0	0	0	0	0	0	0	3	1	0
QUANTRILL p	0	0	0	0	0	0	0	0	0	0	0	0	0	0	0	0	0	0	1	0
SEABROOKE p	0	0	0	0	0	0	0	0	0	0	0	0	0	0	0	0	0	0	1	0
DYKXHOORN p	0	0	0	0	0	0	0	0	0	0	0	0	0	0	0	0	0	0	0	0
KELLOGG p	0	0	0	0	0	0	0	0	0	0	0	0	0	0	0	0	0	0	1	0
DAWE p	0	0	0	0	0	0	0	0	0	0	0	0	0	0	0	0	0	0	0	0
Totals.....	29	2	4	2	0	0	0	4	0	1	1	0	0	6	1	1	2	24	14	3

#### U.S.A. 6 (7-2)

Player	AB	R	H	BI	2B	3B	HR	BB	SB	CS	HP	SH	SF	SO	IBB	KL	GDP	PO	A	E
BOLDT cf	5	2	2	0	0	0	0	0	0	0	0	0	0	1	0	0	0	2	0	0
NUNEZ 2b/3b	2	0	1	0	0	0	0	0	0	0	0	2	0	0	0	0	0	0	3	0
MARTINEZ dh	2	2	1	2	0	0	0	1	0	0	1	0	0	1	1	1	0	0	0	0
MCGUIRE R 3b/lf	3	1	2	2	1	0	0	0	0	0	1	0	0	0	0	0	0	0	0	0
OKEY c	3	0	2	1	1	0	0	1	0	1	0	0	0	0	1	0	0	6	1	0
ABREU rf	1	0	0	0	0	0	0	0	1	0	0	0	0	0	0	0	0	0	0	0
BRIGMAN 2b	2	0	0	0	0	0	0	0	0	0	0	0	1	0	0	0	0	2	6	0
BIGGIO 1b	4	0	1	0	0	0	0	0	1	0	0	0	0	1	0	0	0	9	2	0
ARROYO ss	4	0	0	0	0	0	0	0	0	0	0	0	0	0	0	0	0	3	1	1
WILLIAMS lf/rf	3	1	1	0	0	0	0	1	1	0	0	0	0	1	0	1	0	3	0	0
CLARKIN p	0	0	0	0	0	0	0	0	0	0	0	0	0	0	0	0	0	2	1	0
OLSON p	0	0	0	0	0	0	0	0	0	0	0	0	0	0	0	0	0	0	0	0
THOMPSON p	0	0	0	0	0	0	0	0	0	0	0	0	0	0	0	0	0	0	0	0
Totals.....	29	6	10	5	2	0	0	3	3	1	1	3	0	5	2	2	0	27	14	1

Canada		IP	H	R	ER	BB	SO	WP	HB	BK	IBB	SH	SF	CI	2B	3B	HR	AB	BF	FO	GO	NP
QUANTRILL L,1-1		2.1	4	4	2	1	2	0	0	0	0	1	0	0	1	0	0	10	12	2	3	44
SEABROOKE		1.2	3	0	0	0	0	0	0	0	0	0	0	1	0	0	0	7	8	0	4	30
DYKXHOORN		1.0	0	0	0	1	0	0	1	0	1	1	0	0	0	0	0	1	4	1	1	10
KELLOGG		2.0	2	2	2	1	2	1	0	0	1	1	0	0	1	0	0	7	9	2	2	32
DAWE		1.0	1	0	0	0	1	0	0	0	0	0	0	0	0	0	0	4	4	1	1	12
U.S.A.		IP	H	R	ER	BB	SO	WP	HB	BK	IBB	SH	SF	CI	2B	3B	HR	AB	BF	FO	GO	NP
CLARKIN W,1-0		6.0	4	2	2	2	2	2	1	0	1	0	0	0	0	0	0	21	24	4	10	89
OLSON		2.0	0	0	0	1	2	0	0	0	0	0	0	0	0	0	0	5	6	1	2	26
THOMPSON		1.0	0	0	0	1	2	0	0	0	0	0	0	0	0	0	0	3	4	1	0	17

Umpires - HP: PIMENTEL Osmel (VEN) 1B: KULHANEK David (CZE) 2B: CHEN Bin Shun (TPE)  
3B: YAMAGUCHI TOMO (JPN)  
Start: 18:02 Time: 2:44 Attendance: 400

Weather: Cloudy

Game notes:

Umpires: LF: YANG Jae Man (KOR), RF: HWANG Suk Man (KOR)

Scorers: SUMI Takuya (JPN), MOLONEY Jennie (AUS), AN Woo Jun (KOR)

TC: SANTIAGO George (PUR), SON Hyuk (KOR), PICKETT Brett (AUS)

SEABROOKE faced 1 batter in the 5th.

Game: 45

# Tournament summary – Resumen de la Competición

18U World Championship - Seoul 2012  
(All games)

TEAM BATTING	G	Avg	AB	R	H	2B	3B	HR	BB	SO	SB-ATT
U.S.A.	9	.305	282	60	86	17	4	0	41	34	37-45
South Korea	8	.264	254	35	67	9	4	1	39	55	24-34
Japan	9	.259	278	38	72	8	5	1	45	43	6-7
Canada	9	.251	307	44	77	19	1	3	40	68	8-11
Australia	6	.245	208	32	51	7	6	1	44	51	12-13
Chinese Taipei	8	.244	250	31	61	4	1	0	31	39	4-8
Colombia	9	.240	287	35	69	16	3	0	21	70	4-10
Italy	5	.232	151	18	35	7	0	0	14	40	0-2
Panama	6	.224	196	17	44	1	6	0	12	33	7-8
Venezuela	6	.195	185	23	36	6	1	0	22	42	4-8
Czech Republic	6	.189	169	9	32	0	0	0	15	48	1-7
Netherlands	5	.184	158	17	29	5	3	0	29	45	6-8
Totals	43	.242	2725	359	659	99	34	6	353	568	113-161

TEAM PITCHING	G	ERA	W	L	Sv	IP	H	R	ER	BB	SO
Japan	9	1.88	5	4	0	76.2	45	25	16	26	86
South Korea	8	2.10	5	3	1	73.0	52	21	17	20	67
U.S.A.	9	2.22	7	2	1	77.0	52	22	19	44	69
Chinese Taipei	8	2.25	6	2	1	72.0	75	20	18	5	54
Australia	6	2.83	3	3	1	54.0	46	26	17	27	43
Venezuela	6	2.94	2	4	1	52.0	57	23	17	31	33
Canada	9	3.20	6	3	2	81.2	58	38	29	37	54
Panama	6	3.93	3	3	1	52.2	53	28	23	27	42
Colombia	9	4.40	4	5	3	75.2	65	44	37	59	46
Italy	5	4.76	1	4	0	39.2	42	25	21	25	31
Czech Republic	6	5.16	0	6	0	45.1	58	41	26	25	19
Netherlands	5	9.22	1	4	1	41.0	56	46	42	27	24
Totals	43	3.43	43	43	12	740.2	659	359	282	353	568

TEAM FIELDING	G	PO	A	E	Pct	DP	PB	SBA-ATT
South Korea	8	219	104	5	.985	6	1	5-10
Chinese Taipei	8	216	101	7	.978	4	2	8-16
U.S.A.	9	231	103	9	.974	11	1	6-11
Venezuela	6	156	80	7	.971	2	1	10-15
Canada	9	245	118	11	.971	9	0	8-12
Netherlands	5	123	53	6	.967	5	0	7-10
Colombia	9	227	88	11	.966	9	0	17-23
Australia	6	162	63	9	.962	5	1	19-22
Japan	9	230	94	13	.961	4	0	11-15
Panama	6	158	65	9	.961	4	1	5-8
Italy	5	119	44	10	.942	2	0	5-5
Czech Republic	6	136	57	12	.941	3	1	12-14
Totals	43	2222	970	109	.967	64	8	113-161

INDIVIDUAL BATTING	Min	2.0 AB/Team game	G	Avg	AB	R	H	RBI	2B	3B	HR	BB
PHILLIPPI Marciano-NED	5	.500	10	4	5	0	1	2	0	5		
HODGES Jesse-CAN	9	.484	31	6	15	5	4	0	1	5		
YOO YOUNG JUN-KOR	8	.478	23	4	11	1	0	0	0	1		
MCGUIRE REESE-USA	9	.462	26	7	12	11	4	0	0	8		
TAKAHASHI Hiroki-JPN	8	.455	22	4	10	2	2	1	0	3		
MINEO ALBERTO-ITA	5	.450	20	2	9	5	3	0	0	0		
SONG JUN SUK-KOR	8	.448	29	2	13	6	2	2	0	4		
VYKOUKAL Michal-CZE	6	.400	20	2	8	3	0	0	0	1		
ARROYO CHRISTIAN-USA	9	.387	31	7	12	10	4	0	0	2		
PIMENTEL Ivan-PAN	5	.385	13	0	5	3	0	0	0	0		
TAMURA Tatsuhiko-JPN	9	.364	33	5	12	3	0	0	0	7		
HARGREAVES Elliott-AUS	6	.357	28	3	10	3	2	0	0	1		
KIM IN TAE-KOR	7	.348	23	6	8	2	1	0	0	7		
MARTINEZ JEREMY-USA	9	.344	32	6	11	9	2	1	0	4		
CANO Cristian-COL	9	.333	33	4	11	7	3	2	0	3		

INDIVIDUAL PITCHING	Min	0.8 IP/Team game	App	ERA	W-L	Sv	IP	H	R	ER	BB	SO
WILLIAMS GARRETT-USA	2	0.00	1-0	0	11.2	9	0	0	5	13		
OLSON RYAN-USA	2	0.00	1-0	0	10.0	2	0	0	2	9		
JOHMA Ryuhei-JPN	3	0.00	1-0	0	9.2	7	1	0	1	3		
INDRIAGO Carlos-VEN	2	0.00	0-0	0	8.1	8	0	0	2	5		
PEREZ Dewin-COL	3	0.00	1-0	0	7.1	6	0	0	6	3		
DEDEK Vojtech-CZE	4	0.00	0-0	0	6.2	5	1	0	2	4		
LEE GEON WOOK-KOR	5	0.48	1-0	0	18.2	9	1	1	3	20		
DYKXHOORN Brock-CAN	3	0.73	2-0	0	12.1	6	1	1	4	8		
GUZMAN Omar-PAN	3	0.77	1-1	1	11.2	9	1	1	5	7		
JANG HYUN SIK-KOR	4	0.77	1-0	0	11.2	9	2	1	3	12		

HITS	
HODGES Jesse-CAN	15
SONG JUN SUK-KOR	13
TAMURA Tatsuhiko-JPN	12
ARROYO CHRISTIAN-USA	12
MCGUIRE REESE-USA	12

RUNS SCORED	
BOLDT RYAN-USA	11
SAYERS Aaron-AUS	8
MORI Tomoya-JPN	8
7 tied with 7 run(s) scored	

RUNS BATTED IN	
MCGUIRE REESE-USA	11
ARROYO CHRISTIAN-USA	10
MARTINEZ JEREMY-USA	9
DESOUZA Nathan-CAN	8
YOON DAE YOUNG-KOR	8

DOUBLES	
NORIEGA Alvaro-COL	5
HODGES Jesse-CAN	4
MCGUIRE REESE-USA	4
ARROYO CHRISTIAN-USA	4
TRIOLO Mitchell-CAN	4

TRIPLES	
10 tied with 2 triple(s)	

HOME RUNS	
6 tied with 1 home run(s)	

TOTAL BASES	
HODGES Jesse-CAN	22
SONG JUN SUK-KOR	19
CANO Cristian-COL	18
MORI Tomoya-JPN	17
3 tied with 16 total base(s)	

STOLEN BASES	SB-ATT
BOLDT RYAN-USA	12-13
ROBSON Jacob-CAN	6-7
KIM MIN JUN-KOR	5-5
YOO YOUNG JUN-KOR	5-8
4 tied with 4 stolen base(s)	

STRIKEOUTS	IP	SO
FUJINAMI Shintaro-JPN	24.1	26
TSENG JEN HO-TPE	21.1	22
LEE GEON WOOK-KOR	18.2	20
3 tied with 16 strikeout(s)		







Player	ERA	W-L	APP	GS	CG	SHO/CBO	SV	IP	H	R	ER	BB	SO	2B	3B	HR	AB	B/Avg	WP	HBP	BK
HASS Nathan, AUS.....	18.00	0-0	1	0	0	0/0	0	1.0	1	2	2	2	0	0	1	0	4	.250	1	0	0
KILICHOWSKI WILLIA, USA....	18.00	0-0	2	0	0	0/0	0	1.0	1	2	2	3	0	0	0	0	2	.500	0	0	0
MORENO Jose, NED.....	20.25	0-0	1	0	0	0/0	0	2.2	5	6	6	4	1	2	0	0	10	.500	0	0	0
COZZOLINO FEDERICO, ITA....	27.00	0-0	1	0	0	0/0	0	0.2	2	3	2	4	0	1	0	0	3	.667	1	0	1
CABALLERO Cristian, PAN....	31.50	0-0	2	0	0	0/0	0	2.0	8	7	7	4	1	0	2	0	12	.667	1	2	0
PENA Arturo, COL.....	36.00	0-2	2	2	0	0/0	0	1.0	1	4	4	7	1	1	0	0	4	.250	2	2	0
ANGULO Argenis, VEN.....	36.00	0-2	2	1	0	0/0	0	1.0	5	5	4	1	1	0	1	0	9	.556	0	0	0
PRIKKEK Thomas, NED.....	40.50	0-0	2	0	0	0/0	0	2.2	12	12	12	4	0	4	2	0	19	.632	0	1	0
SILVESTRI SAMUEL, ITA.....	99.00	0-0	1	0	0	0/0	0	0.1	3	4	4	1	0	0	2	0	4	.750	0	0	0
HAMADA Tatsuro, JPN.....	99.00	0-0	1	0	0	0/0	0	0.0	0	1	1	1	0	0	0	0	0		0	0	0

PB - CHAN TPE 2, MCGUIRE R USA 1, PERKINS AUS 1, VYKOUKAL CZE 1, AN JY KOR 1, DIAZ PAN 1, GARCIA VEN 1. Pickoffs - DURAN VEN 2, LEE SM KOR 2, GARDNER AUS 1, KELLOGG CAN 1, DAVIS USA 1, MCGUIRE R USA 1, LEE GW KOR 1, GUZMAN PAN 1, AN JY KOR 1, HERNANDEZ COL 1.



# Individual Overall Statistics – Estadísticas Individuales

## Fielding Leaders – Líderes Defensivos

(All games Sorted by Fielding pct)

Player	C	PO	A	E	FLD%	Dps	SBA	CSB	SBA%	PB	CI
BIGGIO CAVAN, USA.....	76	71	5	0	1.000	9	0	0	---	0	0
CHAN CHUN HSIANG, TPE.....	67	59	8	0	1.000	1	8	7	.533	2	0
MATKO Ondrej, CZE.....	56	54	2	0	1.000	2	0	0	---	0	0
OKEY CHRISTOPHER, USA.....	52	48	4	0	1.000	0	4	3	.571	0	0
NORIEGA Alvaro, COL.....	49	46	3	0	1.000	0	7	2	.778	0	0
HAN SEUNG TAEK, KOR.....	47	43	4	0	1.000	1	3	1	.750	0	0
MARTINEZ Carlos M., COL.....	37	33	4	0	1.000	5	3	2	.600	0	0
HASS Nathan, AUS.....	36	34	2	0	1.000	4	1	0	1.000	0	0
MCGUIRE REESE, USA.....	31	22	9	0	1.000	1	2	2	.500	1	0
AN JOONG YEOL, KOR.....	28	24	4	0	1.000	1	1	1	.500	1	0
OROZCO Rodrigo, PAN.....	28	15	13	0	1.000	3	0	0	---	0	0
SPIWAK Owen, CAN.....	28	26	2	0	1.000	0	1	1	.500	0	0
DIAZ Anthony, PAN.....	27	26	1	0	1.000	0	5	1	.833	1	0
CUICAS William, VEN.....	27	12	15	0	1.000	1	0	0	---	0	0
LEE TSUNG HSIEN, TPE.....	24	6	18	0	1.000	1	0	0	---	0	0
PHILLIPPI Marciano, NED.....	23	21	2	0	1.000	2	0	0	---	0	0
GOUVERNEUR Odion, NED.....	22	20	2	0	1.000	1	0	0	---	0	0
BRIGMAN BRYSON, USA.....	22	11	11	0	1.000	5	0	0	---	0	0
LIAMAS Fernando, COL.....	21	6	15	0	1.000	2	0	0	---	0	0
MOSCOTE Victor, PAN.....	21	13	8	0	1.000	0	0	2	.000	0	0
PIMENTEL Ivan, PAN.....	20	8	12	0	1.000	2	0	0	---	0	0
SHEPHERD Zac, AUS.....	20	5	15	0	1.000	0	0	0	---	0	0
VYKOUKAL Michal, CZE.....	20	18	2	0	1.000	0	8	2	.800	1	0
NAKAMICHI Katsushi, JPN.....	20	17	3	0	1.000	0	2	1	.667	0	0
KENNELLY Josh, AUS.....	18	18	0	0	1.000	0	3	0	1.000	0	0
YEPEZ Angel, VEN.....	18	4	14	0	1.000	1	0	0	---	0	0
SONG JUN SUK, KOR.....	17	17	0	0	1.000	0	0	0	---	0	0
SASAGAWA Kohei, JPN.....	16	13	3	0	1.000	0	0	0	---	0	0
ZORRILLA Freddy, VEN.....	16	14	2	0	1.000	0	0	0	---	0	0
POST Milan, NED.....	16	13	3	0	1.000	1	4	3	.571	0	0
CLARIJS Max, NED.....	15	15	0	0	1.000	0	3	0	1.000	0	0
ROBSON Jacob, CAN.....	15	15	0	0	1.000	0	0	0	---	0	0
DESOUZA Nathan, CAN.....	14	14	0	0	1.000	0	0	0	---	0	0
VOHANKA David, CZE.....	13	3	10	0	1.000	0	0	0	---	0	0
TRINCI MARIO, ITA.....	13	12	1	0	1.000	0	0	0	---	0	0
TSAO YU NING, TPE.....	13	13	0	0	1.000	0	0	0	---	0	0
LESLIE Ben, AUS.....	12	11	1	0	1.000	0	0	0	---	0	0
HO Jean Carlos, PAN.....	12	11	1	0	1.000	0	0	0	---	0	0
GASPARINI MARTEN, ITA.....	12	12	0	0	1.000	0	0	0	---	0	0
SAZAVSKY Richard, CZE.....	12	12	0	0	1.000	0	0	0	---	0	0
JIMENEZ Yhorman, COL.....	11	11	0	0	1.000	0	0	0	---	0	0
BOLDT RYAN, USA.....	11	9	2	0	1.000	0	0	0	---	0	0
KIM IN TAE, KOR.....	11	9	2	0	1.000	1	0	0	---	0	0
DURAN Francisco, VEN.....	10	1	9	0	1.000	1	3	2	.600	0	0
ENGELHARDT Rachid, NED.....	10	10	0	0	1.000	0	0	0	---	0	0
HARGREAVES Elliott, AUS.....	9	9	0	0	1.000	0	0	0	---	0	0
WILLIAMS GARRETT, USA.....	9	7	2	0	1.000	1	0	0	---	0	0
LEE WOO SUNG, KOR.....	9	9	0	0	1.000	0	0	0	---	0	0
BUZGA Matej, CZE.....	8	8	0	0	1.000	0	0	0	---	0	0
MIZUMOTO Gen, JPN.....	8	8	0	0	1.000	0	0	0	---	0	0
JORDAN Luis, PAN.....	8	5	3	0	1.000	0	0	0	---	0	0
LUGO Pedro, VEN.....	8	7	1	0	1.000	0	0	0	---	0	0
RIPELL Sergio A., COL.....	8	8	0	0	1.000	0	7	0	1.000	0	0
LINO José, VEN.....	8	8	0	0	1.000	0	0	0	---	0	0
ABREU WILLIAM, USA.....	8	8	0	0	1.000	0	0	0	---	0	0
LEE SU MIN, KOR.....	6	1	5	0	1.000	0	2	3	.400	0	0
BONIARDI SIMONE, ITA.....	6	6	0	0	1.000	0	0	0	---	0	0
KORENHOF Daniel, NED.....	6	6	0	0	1.000	0	0	0	---	0	0
KYE JUNG WOONG, KOR.....	6	0	6	0	1.000	0	0	0	---	0	0
KELLOGG Ryan, CAN.....	6	1	5	0	1.000	0	1	1	.500	0	0
SEN JUNG HUNG, TPE.....	5	2	3	0	1.000	1	0	2	.000	0	0
JOHMA Ryuhei, JPN.....	5	1	4	0	1.000	0	3	1	.750	0	0
KAMBARA Yu, JPN.....	5	1	4	0	1.000	1	1	0	1.000	0	0
LIN CHENG HSIEN, TPE.....	5	0	5	0	1.000	0	0	1	.000	0	0
MUZIK Martin, CZE.....	5	5	0	0	1.000	0	4	0	1.000	0	0
HERNANDEZ Edgardo, COL.....	5	0	5	0	1.000	0	2	1	.667	0	0
SALAZAR Hector, PAN.....	5	3	2	0	1.000	0	3	1	.750	0	0
TAKAHASHI Hiroki, JPN.....	5	5	0	0	1.000	0	0	0	---	0	0
VINCENT Myles, CAN.....	5	0	5	0	1.000	0	2	0	1.000	0	0
ZABALETA Andres, VEN.....	5	4	1	0	1.000	0	0	0	---	0	0
CLARKIN IAN, USA.....	5	3	2	0	1.000	1	1	1	.500	0	0
QUANTRILL Cal, CAN.....	4	1	3	0	1.000	0	0	0	---	0	0
LEE GEON WOOK, KOR.....	4	0	4	0	1.000	0	1	1	.500	0	0
DAVIS KEVIN, USA.....	4	1	3	0	1.000	0	1	0	1.000	0	0
TABATA Yoshiki, JPN.....	4	3	1	0	1.000	0	0	0	---	0	0
RAMOS Ubaldo, PAN.....	4	4	0	0	1.000	0	0	0	---	0	0
TSENG JEN HO, TPE.....	4	0	4	0	1.000	0	4	4	.500	0	0
CHEN YU MING, TPE.....	4	4	0	0	1.000	0	0	0	---	0	0
ZERPA Ismael, VEN.....	4	0	4	0	1.000	0	1	1	.500	0	0
THORPE Lewis, AUS.....	3	0	3	0	1.000	0	2	0	1.000	0	0
TACCOLINI DOMINIC, USA.....	3	0	3	0	1.000	0	0	0	---	0	0
FUJINAMI Shintaro, JPN.....	3	0	3	0	1.000	0	2	1	.667	0	0
IHLE Ryan, AUS.....	3	3	0	0	1.000	0	0	0	---	0	0
GONSALVES STEPHEN, USA.....	3	1	2	0	1.000	0	0	1	.000	0	0
HOLLAND Sam, AUS.....	3	2	1	0	1.000	0	0	0	---	0	0
INDRIAGO Carlos, VEN.....	3	0	3	0	1.000	0	3	0	1.000	0	0
SHIM JAE MIN, KOR.....	3	0	3	0	1.000	0	0	1	.000	0	0
RIVERO Alexis, VEN.....	3	2	1	0	1.000	0	0	1	.000	0	0
ANSELMINI DAVIDE, ITA.....	3	3	0	0	1.000	0	0	0	---	0	0
GONZALEZ O'Bryan, VEN.....	3	3	0	0	1.000	0	0	0	---	0	0
LIU CHIA KAI, TPE.....	3	3	0	0	1.000	0	0	0	---	0	0
GARCIA Wison, COL.....	3	3	0	0	1.000	0	0	0	---	0	0
SANTAMARIA Rigober, PAN.....	3	1	2	0	1.000	0	0	1	.000	0	0



Player	C	PO	A	E	FLD%	Dps	SBA	CSB	SBA%	PB	CI
HALDERMAN Tim, NED.....	3	1	1	1	.667	0	0	3	.000	0	0
YANG HSIANG HAO, TPE.....	3	0	2	1	.667	0	0	1	.000	0	0
SUGAWARA Takuna, JPN.....	3	1	1	1	.667	0	0	0	---	0	0
MOSTEK Filip, CZE.....	3	2	0	1	.667	0	0	0	---	0	0
SOLANO Jesus, VEN.....	2	1	0	1	.500	0	1	0	1.000	0	0
ANGULO Argenis, VEN.....	2	0	1	1	.500	0	0	0	---	0	0
PINEDA Peter, PAN.....	3	0	1	2	.333	0	0	1	.000	0	0
SEIFRIT Logan, CAN.....	1	0	0	1	.000	0	0	1	.000	0	0
THOMPSON KEEGAN, USA.....	1	0	0	1	.000	0	3	0	1.000	0	0
KENNEDY Jon, AUS.....	1	0	0	1	.000	0	5	0	1.000	0	0
RIETEL Maickel, NED.....	0	0	0	0	.000	0	2	0	1.000	0	0
CABRERA Jhorman, VEN.....	0	0	0	0	.000	0	1	0	1.000	0	0
MENDEZ Ronal, PAN.....	0	0	0	0	.000	0	0	0	---	0	0
SCHEL Marco, NED.....	0	0	0	0	.000	0	0	0	---	0	0
OTSUKA Takahito, JPN.....	0	0	0	0	.000	0	2	0	1.000	0	0
PENA Arturo, COL.....	0	0	0	0	.000	0	3	0	1.000	0	0
CHEN YUEH SE, TPE.....	0	0	0	0	.000	0	0	0	---	0	0
DAWE Dayton, CAN.....	0	0	0	0	.000	0	1	0	1.000	0	0
SILVESTRI SAMUEL, ITA.....	0	0	0	0	.000	0	1	0	1.000	0	0
PODZIMEK Jakub, CZE.....	0	0	0	0	.000	0	0	0	---	0	0
GOYA Ryotaku, JPN.....	0	0	0	0	.000	0	0	0	---	0	0
KREISEL Tony, NED.....	0	0	0	0	.000	0	0	0	---	0	0
TIMMERMANS Kaj, NED.....	0	0	0	0	.000	0	0	0	---	0	0
TIMMER Floris, NED.....	0	0	0	0	.000	0	0	0	---	0	0
KILICHOWSKI WILLIA, USA.....	0	0	0	0	.000	0	0	1	.000	0	0
PRIKKEL Thomas, NED.....	0	0	0	0	.000	0	1	0	1.000	0	0
COZZOLINO FEDERICO, ITA.....	0	0	0	0	.000	0	0	0	---	0	0
BAZZARINI SIMONE, ITA.....	0	0	0	0	.000	0	0	0	---	0	0
TASCHINI PAOLO, ITA.....	0	0	0	0	.000	0	2	0	1.000	0	0
HAMADA Tatsuro, JPN.....	0	0	0	0	.000	0	0	0	---	0	0
MORENO Jose, NED.....	0	0	0	0	.000	0	3	0	1.000	0	0
GONZALEZ José Luis, PAN.....	0	0	0	0	.000	0	0	0	---	0	0
SVOBODA Jan, CZE.....	0	0	0	0	.000	0	0	0	---	0	0
DYKXHOORN Brock, CAN.....	0	0	0	0	.000	0	0	0	---	0	0
YOON DAE YOUNG, KOR.....	0	0	0	0	.000	0	0	0	---	0	0
SMIDT Viktor, CZE.....	0	0	0	0	.000	0	0	2	.000	0	0
BOTNICK Christian, CAN.....	0	0	0	0	.000	0	2	0	1.000	0	0
MAESTRI LORENZO, ITA.....	0	0	0	0	.000	0	0	0	---	0	0
GRADALI LORENZO, ITA.....	0	0	0	0	.000	0	1	0	1.000	0	0
LIU SHENG HUNG, TPE.....	0	0	0	0	.000	0	0	0	---	0	0

Hitting minimums - 1 Games    2.0 AB/Game    2.7 TPA/Game  
 Pitching minimums - 1 Games    0.8 IP/Game

## Individual Leaders – Lideres Individuales

18U - 2012 Batting Leaders (as of Sep 08, 2012)  
(All games)

Hitting minimums - 1 Games    2.0 AB/Game    2.7 TPA/Game  
Pitching minimums - 1 Games    0.8 IP/Game

### Batting avg

1. PHILLIPPI Marciano, NED....	.500
2. HODGES Jesse, CAN.....	.484
3. YOO YOUNG JUN, KOR.....	.478
4. MCGUIRE REESE, USA.....	.462
5. TAKAHASHI Hiroki, JPN.....	.455
6. MINEO ALBERTO, ITA.....	.450
7. SONG JUN SUK, KOR.....	.448
8. VYKOUKAL Michal, CZE.....	.400
9. ARROYO CHRISTIAN, USA.....	.387
10. TAMURA Tatsuhiko, JPN.....	.364

### Slugging pct

1. PHILLIPPI Marciano, NED....	1.000
2. HODGES Jesse, CAN.....	.710
3. SONG JUN SUK, KOR.....	.655
4. TAKAHASHI Hiroki, JPN.....	.636
5. MCGUIRE REESE, USA.....	.615
6. MINEO ALBERTO, ITA.....	.600
7. TRIOLO Mitchell, CAN.....	.591
8. MORI Tomoya, JPN.....	.548
9. CANO Cristian, COL.....	.545
SAYERS Aaron, AUS.....	.545

### On base pct

1. PHILLIPPI Marciano, NED....	.667
2. MCGUIRE REESE, USA.....	.583
3. HODGES Jesse, CAN.....	.579
4. YOO YOUNG JUN, KOR.....	.538
5. TAKAHASHI Hiroki, JPN.....	.520
6. SONG JUN SUK, KOR.....	.514
7. KIM IN TAE, KOR.....	.500
KENNELLY Samuel, AUS.....	.500
9. ROBSON Jacob, CAN.....	.488
10. TAMURA Tatsuhiko, JPN.....	.463

### Runs scored

1. BOLDT RYAN, USA.....	11
2. MORI Tomoya, JPN.....	8
SAYERS Aaron, AUS.....	8
4. NUNEZ DOMINIC, USA.....	7
ARROYO CHRISTIAN, USA.....	7
SHEPHERD Zac, AUS.....	7
NORIEGA Alvaro, COL.....	7
MCGUIRE REESE, USA.....	7
TRIOLO Mitchell, CAN.....	7
MORELOS Yair, COL.....	7

### Hits

1. HODGES Jesse, CAN.....	15
2. SONG JUN SUK, KOR.....	13
3. TAMURA Tatsuhiko, JPN.....	12
ARROYO CHRISTIAN, USA.....	12
MCGUIRE REESE, USA.....	12
6. 6 tied at.....	11

### Runs batted in

1. MCGUIRE REESE, USA.....	11
2. ARROYO CHRISTIAN, USA.....	10
3. MARTINEZ JEREMY, USA.....	9
4. YOON DAE YOUNG, KOR.....	8
DESOUZA Nathan, CAN.....	8
CANO Cristian, COL.....	7
SAYERS Aaron, AUS.....	7
9. SONG JUN SUK, KOR.....	6
TRIOLO Mitchell, CAN.....	6

### Doubles

1. NORIEGA Alvaro, COL.....	5
2. MCGUIRE REESE, USA.....	4
HODGES Jesse, CAN.....	4
ARROYO CHRISTIAN, USA.....	4
TRIOLO Mitchell, CAN.....	4
6. MINEO ALBERTO, ITA.....	3
OKEY CHRISTOPHER, USA.....	3
MIZUMOTO Gen, JPN.....	3
CANO Cristian, COL.....	3
10.16 tied at.....	2

### Triples

1. DIAZ Anthony, PAN.....	2
ABREU WILLIAM, USA.....	2
SOSA Edmundo, PAN.....	2
CANO Cristian, COL.....	2
KANG SEUNG HO, KOR.....	2
PHILLIPPI Marciano, NED....	2
SHEPHERD Zac, AUS.....	2
SANJUR Mario, PAN.....	2
SAYERS Aaron, AUS.....	2
SONG JUN SUK, KOR.....	2

### Home runs

1. YOON DAE YOUNG, KOR.....	1
DESOUZA Nathan, CAN.....	1
HODGES Jesse, CAN.....	1
SAYERS Aaron, AUS.....	1
TRIOLO Mitchell, CAN.....	1
MORI Tomoya, JPN.....	1

### Total bases

1. HODGES Jesse, CAN.....	22
2. SONG JUN SUK, KOR.....	19
3. CANO Cristian, COL.....	18
4. MORI Tomoya, JPN.....	17
5. MCGUIRE REESE, USA.....	16
ARROYO CHRISTIAN, USA.....	16
NORIEGA Alvaro, COL.....	16
8. MARTINEZ JEREMY, USA.....	15
9. HANN Kyle, CAN.....	14
TAKAHASHI Hiroki, JPN.....	14

### Walks

1. ROBSON Jacob, CAN.....	12
2. SAYERS Aaron, AUS.....	9
3. MCGUIRE REESE, USA.....	8
4. TAMURA Tatsuhiko, JPN.....	7
HOJO Fumiya, JPN.....	7
KIM IN TAE, KOR.....	7
BOLDT RYAN, USA.....	7
8. 7 tied at.....	6

### Hit by pitch

1. SIDDALL Brett, CAN.....	5
2. MARTINEZ JEREMY, USA.....	4
BOLDT RYAN, USA.....	4
4. NUNEZ DOMINIC, USA.....	3
KIM MIN JUN, KOR.....	3
GARCIA Wilson, COL.....	3
LIN TZU WEI, TPE.....	3
SAZAVSKY Richard, CZE.....	3
SASAGAWA Kohei, JPN.....	3
10.6 tied at.....	2

### Sac bunts

1. SEN YU PIN, TPE.....	7
2. IYOTA Kazuti, JPN.....	6
3. NUNEZ DOMINIC, USA.....	5
4. 9 tied at.....	2

### Sac flies

1. 22 tied at.....	1
--------------------	---

### Stolen bases

1. BOLDT RYAN, USA.....	12
2. ROBSON Jacob, CAN.....	6
3. KIM MIN JUN, KOR.....	5
YOO YOUNG JUN, KOR.....	5
5. HARGREAVES Elliott, AUS....	4
KANG SEUNG HO, KOR.....	4
ABREU WILLIAM, USA.....	4
SONG JUN SUK, KOR.....	4
9. 4 tied at.....	3

<page/>

### Total plate appearances

1. HANN Kyle, CAN.....	45
2. ROBSON Jacob, CAN.....	44
3. BOLDT RYAN, USA.....	43
4. TAMURA Tatsuhiko, JPN.....	42
5. MARTINEZ JEREMY, USA.....	41
6. NUNEZ DOMINIC, USA.....	40
OTANI Shohei, JPN.....	40
SIDDALL Brett, CAN.....	40
DESOUZA Nathan, CAN.....	40
IYOTA Kazuti, JPN.....	40

### At bats

1. DESOUZA Nathan, CAN.....	37
HANN Kyle, CAN.....	37
3. MORGAN Gareth, CAN.....	35
MORELOS Yair, COL.....	35
5. OTANI Shohei, JPN.....	34
NAYLOR Joshua, CAN.....	34
7. CANO Cristian, COL.....	33
TAMURA Tatsuhiko, JPN.....	33
NORIEGA Alvaro, COL.....	33
10.4 tied at.....	32

### Steal attempts

1. BOLDT RYAN, USA.....	13
2. YOO YOUNG JUN, KOR.....	8
3. ROBSON Jacob, CAN.....	7
4. SONG JUN SUK, KOR.....	6
5. ABREU WILLIAM, USA.....	5
KANG SEUNG HO, KOR.....	5
KIM MIN JUN, KOR.....	5
MCGUIRE REESE, USA.....	5
9. 4 tied at.....	4

Strikeouts

1. MORGAN Gareth, CAN.....	18
2. ROBSON Jacob, CAN.....	13
3. PALACIOS Christian, COL....	11
YOO YOUNG JUN, KOR.....	11
5. DESOUZA Nathan, CAN.....	10
LOOS Kevin, NED.....	10
7. HOSCHKE Karl, AUS.....	9
LUGO Pedro, VEN.....	9
HOJO Fumiya, JPN.....	9
JIMENEZ Yhorman, COL.....	9

Caught stealing

1. YOO YOUNG JUN, KOR.....	3
2. 10 tied at.....	2

Grounded into DP

1. YANG CHIA WEI, TPE.....	2
BIGGIO CAVAN, USA.....	2
GARCIA Wilson, VEN.....	2
TAMURA Tatsuhiko, JPN.....	2
MERCURI MATTIA, ITA.....	2
LEE TSUNG HSIEN, TPE.....	2
7. 28 tied at.....	1

18U - 2012 Batting Analysis Leaders (as of Sep 08, 2012)  
(All games)

Hitting minimums - 1 Games 2.0 AB/Game 2.7 TPA/Game  
Pitching minimums - 1 Games 0.8 IP/Game

Avg vs left

1. DIAZ Anthony, PAN.....	1.000
PERKINS Robbie, AUS.....	1.000
PHILLIPPI Marciano, NED....	1.000
4. MINEO ALBERTO, ITA.....	.750
5. ONDRACEK Jakub, CZE.....	.667
6. HODGES Jesse, CAN.....	.600
SONG JUN SUK, KOR.....	.600
8. MORELOS Yair, COL.....	.500
CHAN CHUN HSIANG, TPE.....	.500
SERRANO Ariel, PAN.....	.500

Avg vs right

1. MCGUIRE REESE, USA.....	.538
2. YOO YOUNG JUN, KOR.....	.500
TAKAHASHI Hiroki, JPN.....	.500
4. PHILLIPPI Marciano, NED....	.444
5. VYKOUKAL Michal, CZE.....	.438
6. HARGREAVES Elliott, AUS....	.435
7. HODGES Jesse, CAN.....	.429
8. OTANI Shohei, JPN.....	.417
9. ARROYO CHRISTIAN, USA.....	.412
KIM IN TAE, KOR.....	.412

Pct reach as leadoff

1. AMSTEL VAN Jorin, NED.....	1.000
SAZAVSKY Richard, CZE.....	1.000
PULZETTI LUCA, ITA.....	1.000
4. LIN TZU WEI, TPE.....	.727
5. MARTINEZ JEREMY, USA.....	.667
ARROYO CHRISTIAN, USA.....	.667
SONG JUN SUK, KOR.....	.667
HOJO Fumiya, JPN.....	.667
TAKAHASHI Hiroki, JPN.....	.667
LUCENA Isaias, VEN.....	.667

Avg w/2 outs

1. MINEO ALBERTO, ITA.....	.667
2. HODGES Jesse, CAN.....	.571
3. OKEY CHRISTOPHER, USA.....	.500
YOON DAE YOUNG, KOR.....	.500
MCGUIRE REESE, USA.....	.500
KIM IN TAE, KOR.....	.500
PHILLIPPI Marciano, NED....	.500
8. OTANI Shohei, JPN.....	.429
SU CHIH CHIEH, TPE.....	.429
TAKAHASHI Hiroki, JPN.....	.429

Avg w/bases empty

1. ALVARADO Josuè, VEN.....	1.000
FABBRI LORENZO, ITA.....	1.000
3. YOO YOUNG JUN, KOR.....	.667
KYE JUNG WOONG, KOR.....	.667
WILLIAMS GARRETT, USA.....	.667
6. HODGES Jesse, CAN.....	.500
PHILLIPPI Marciano, NED....	.500
CLARIJS Max, NED.....	.500
NAKAMICHI Katsushi, JPN....	.500
10. TAKAHASHI Hiroki, JPN.....	.455

Avg w/runners

1. MINEO ALBERTO, ITA.....	.625
2. SONG JUN SUK, KOR.....	.600
3. MCGUIRE REESE, USA.....	.563
4. ARROYO CHRISTIAN, USA.....	.500
KIM IN TAE, KOR.....	.500
VYKOUKAL Michal, CZE.....	.500
PHILLIPPI Marciano, NED....	.500
8. HODGES Jesse, CAN.....	.467
9. OKEY CHRISTOPHER, USA.....	.462
10. GARCIA Wilson, COL.....	.455

Avg w/bases loaded

1. ARROYO CHRISTIAN, USA.....	1.000
JIMENEZ Gerson, COL.....	1.000
TRIOLO Mitchell, CAN.....	1.000
MERCURI MATTIA, ITA.....	1.000
SPIWAK Owen, CAN.....	1.000
ENGELHARDT Rachid, NED....	1.000
CHEN YU MING, TPE.....	1.000
HAJTMAR Adam, CZE.....	1.000
AN JOONG YEOL, KOR.....	1.000
10. DESOUZA Nathan, CAN.....	.667

Avg w/RBI ops

1. SERRANO Ariel, PAN.....	1.000
2. MINEO ALBERTO, ITA.....	.750
3. MERCURI MATTIA, ITA.....	.667
4. MCGUIRE REESE, USA.....	.636
5. DIAZ Anthony, PAN.....	.600
6. OKEY CHRISTOPHER, USA.....	.556
7. CANO Cristian, COL.....	.545
8. ARROYO CHRISTIAN, USA.....	.500
LEE TSUNG HSIEN, TPE.....	.500
SONG JUN SUK, KOR.....	.500

Pct adv runners

1. LIAMAS Fernando, COL.....	.800
2. PHILLIPPI Marciano, NED....	.750
3. IYOTA Kazuti, JPN.....	.722
4. TAMURA Tatsuhiko, JPN.....	.706
5. MCGUIRE REESE, USA.....	.700
YEPEZ Angel, VEN.....	.700
COLMENARES Victor, VEN.....	.700
8. KIM IN TAE, KOR.....	.692
9. OKEY CHRISTOPHER, USA.....	.688
SHEPHERD Zac, AUS.....	.688

Pinch hitting avg

1. ALVARADO Josuè, VEN.....	1.000
GARCIA Wilson, COL.....	1.000
BIGGIO CAVAN, USA.....	1.000
THOMPSON KEEGAN, USA.....	1.000
5. WILLIAMS GARRETT, USA.....	.500
MUZIK Martin, CZE.....	.500
7. TABATA Yoshiki, JPN.....	.000
SANTOS Jonny, PAN.....	.000
MOSTEK Filip, CZE.....	.000
SHAW Christopher, CAN.....	.000

Pinch hit at bats

1. TABATA Yoshiki, JPN.....	3
2. WILLIAMS GARRETT, USA.....	2
MUZIK Martin, CZE.....	2
SANTOS Jonny, PAN.....	2
MOSTEK Filip, CZE.....	2
SHAW Christopher, CAN.....	2
RAMOS Ubaldo, PAN.....	2
WANG CHENG TANG, TPE.....	2
9. 27 tied at.....	1

Pinch hits

1. GARCIA Wilson, COL.....	1
BIGGIO CAVAN, USA.....	1
THOMPSON KEEGAN, USA.....	1
WILLIAMS GARRETT, USA.....	1
ALVARADO Josuè, VEN.....	1
MUZIK Martin, CZE.....	1

2-out RBIs

1. MCGUIRE REESE, USA.....	6
2. ARROYO CHRISTIAN, USA.....	5
YOON DAE YOUNG, KOR.....	5
4. SONG JUN SUK, KOR.....	4
DESOUZA Nathan, CAN.....	4
6. 8 tied at.....	3

Runners advanced

1. NUNEZ DOMINIC, USA.....	10
2. HANN Kyle, CAN.....	9
3. SEN YU PIN, TPE.....	8
4. IYOTA Kazuti, JPN.....	7
5. YEPEZ Angel, VEN.....	5
MORELOS Yair, COL.....	5
DESOUZA Nathan, CAN.....	5
MORGAN Gareth, CAN.....	5
KANEKO Ryoya, JPN.....	5
MCGUIRE REESE, USA.....	5

Runners left on base

1. NAYLOR Joshua, CAN.....	21
2. KANEKO Ryoya, JPN.....	15
3. HOJO Fumiya, JPN.....	14
BRIGMAN BRYSON, USA.....	14
5. MORI Tomoya, JPN.....	13
KANG SEUNG HO, KOR.....	13
7. MORGAN Gareth, CAN.....	12
ABREU WILLIAM, USA.....	12
NORIEGA Alvaro, COL.....	12
KIM MIN JUN, KOR.....	12

Fly outs

1. MORI Tomoya, JPN.....	14
SIDDALL Brett, CAN.....	14
3. OKEY CHRISTOPHER, USA.....	13
SIM JAE YUN, KOR.....	13
5. TRIOLO Mitchell, CAN.....	11
MARTINEZ JEREMY, USA.....	11
LEE WOO SUNG, KOR.....	11
8. 4 tied at.....	10

Ground outs

1. IYOTA Kazuti, JPN.....	21
2. ABREU WILLIAM, USA.....	18
3. KANEKO Ryoya, JPN.....	17
4. NORIEGA Alvaro, COL.....	16
5. TAMURA Tatsuhiko, JPN.....	15
HANN Kyle, CAN.....	15
SEN YU PIN, TPE.....	15
8. MORELOS Yair, COL.....	13
DESOUZA Nathan, CAN.....	13
10.3 tied at.....	12

Fly outs/Ground outs

1. KENNELLY Samuel, AUS.....	4.00
2. SIDDALL Brett, CAN.....	3.50
3. HODGES Jesse, CAN.....	3.33
4. OKEY CHRISTOPHER, USA.....	3.25
5. HOJO Fumiya, JPN.....	3.00
6. MORI Tomoya, JPN.....	2.33
7. LEE WOO SUNG, KOR.....	2.20
8. SIM JAE YUN, KOR.....	2.17
9. SERRANO Ariel, PAN.....	2.00
MATKO Ondrej, CZE.....	2.00

Ground outs/Fly outs

1. ROBSON Jacob, CAN.....	99.00
YOO YOUNG JUN, KOR.....	99.00
MALOFF Farjat, PAN.....	99.00
PHILLIPPI Marciano, NED.....	99.00
5. IYOTA Kazuti, JPN.....	10.50
6. BENETTI DAVIDE, ITA.....	7.00
7. NORIEGA Alvaro, COL.....	5.33
8. VERKERK Ruar, NED.....	5.00
9. ABREU WILLIAM, USA.....	4.50
SCHAAREMAN Tim, NED.....	4.50

18U - 2012 Batting Per-Game Leaders (as of Sep 08, 2012)  
(All games)

Hitting minimums - 1 Games 2.0 AB/Game 2.7 TPA/Game  
Pitching minimums - 1 Games 0.8 IP/Game

Hits per game

1. MINEO ALBERTO, ITA.....	1.80
2. HODGES Jesse, CAN.....	1.67
HARGREAVES Elliott, AUS....	1.67
4. SONG JUN SUK, KOR.....	1.63
5. YOO YOUNG JUN, KOR.....	1.38
6. TAMURA Tatsuhiko, JPN.....	1.33
ARROYO CHRISTIAN, USA.....	1.33
MCGUIRE REESE, USA.....	1.33
SHEPHERD Zac, AUS.....	1.33
VYKOUKAL Michal, CZE.....	1.33

Runs scored per game

1. SAYERS Aaron, AUS.....	1.33
2. BOLDT RYAN, USA.....	1.22
3. SHEPHERD Zac, AUS.....	1.17
4. MORI Tomoya, JPN.....	0.89
5. TRIOLO Mitchell, CAN.....	0.88
6. KIM IN TAE, KOR.....	0.86
7. GARCIA Wilson, VEN.....	0.83
SERRANO Ariel, PAN.....	0.83
LUCENA Isaias, VEN.....	0.83
KENNELLY Samuel, AUS.....	0.83

Doubles per game

1. MINEO ALBERTO, ITA.....	0.60
2. NORIEGA Alvaro, COL.....	0.56
3. TRIOLO Mitchell, CAN.....	0.50
4. ARROYO CHRISTIAN, USA.....	0.44
HODGES Jesse, CAN.....	0.44
MCGUIRE REESE, USA.....	0.44
7. MERCURI MATTIA, ITA.....	0.40
8. OKEY CHRISTOPHER, USA.....	0.38
9. CANO Cristian, COL.....	0.33
MIZUMOTO Gen, JPN.....	0.33

Triples per game

1. PHILLIPPI Marciano, NED....	0.40
2. SHEPHERD Zac, AUS.....	0.33
SAYERS Aaron, AUS.....	0.33
SANJUR Mario, PAN.....	0.33
DIAZ Anthony, PAN.....	0.33
SOSA Edmundo, PAN.....	0.33
7. KANG SEUNG HO, KOR.....	0.25
SONG JUN SUK, KOR.....	0.25
9. CANO Cristian, COL.....	0.22
ABREU WILLIAM, USA.....	0.22

Homers per game

1. SAYERS Aaron, AUS.....	0.17
2. YOON DAE YOUNG, KOR.....	0.13
TRIOLO Mitchell, CAN.....	0.13
4. DESOUZA Nathan, CAN.....	0.11
MORI Tomoya, JPN.....	0.11
HODGES Jesse, CAN.....	0.11
7. HANN Kyle, CAN.....	0.00
MORELOS Yair, COL.....	0.00
MORGAN Gareth, CAN.....	0.00
NAYLOR Joshua, CAN.....	0.00

RBIs per game

1. MCGUIRE REESE, USA.....	1.22
2. SAYERS Aaron, AUS.....	1.17
3. ARROYO CHRISTIAN, USA.....	1.11
4. MARTINEZ JEREMY, USA.....	1.00
YOON DAE YOUNG, KOR.....	1.00
ENGELHARDT Rachid, NED....	1.00
MINEO ALBERTO, ITA.....	1.00
8. DESOUZA Nathan, CAN.....	0.89
9. MERCURI MATTIA, ITA.....	0.80
10. OTANI Shohei, JPN.....	0.78

Stolen bases per game

1. BOLDT RYAN, USA.....	1.33
2. ROBSON Jacob, CAN.....	0.67
HARGREAVES Elliott, AUS....	0.67
4. KIM MIN JUN, KOR.....	0.63
YOO YOUNG JUN, KOR.....	0.63
6. KANG SEUNG HO, KOR.....	0.50
SONG JUN SUK, KOR.....	0.50
8. ABREU WILLIAM, USA.....	0.44
9. COLMENARES Victor, VEN....	0.40
PHILLIPPI Marciano, NED....	0.40

Walks per game

1. SAYERS Aaron, AUS.....	1.50
2. ROBSON Jacob, CAN.....	1.33
3. TRUE DILLON, NED.....	1.20
PERKINS Robbie, AUS.....	1.20
5. KIM IN TAE, KOR.....	1.00
LESLIE Ben, AUS.....	1.00
AMSTEL VAN Jorin, NED....	1.00
PHILLIPPI Marciano, NED....	1.00
9. MCGUIRE REESE, USA.....	0.89
10. KENNELLY Josh, AUS.....	0.83

Strikeouts per game

1. TRIOLO Mitchell, CAN.....	0.00
AMSTEL VAN Jorin, NED....	0.00
3. MORI Tomoya, JPN.....	0.11
ABREU WILLIAM, USA.....	0.11
5. OKEY CHRISTOPHER, USA.....	0.13
6. KIM IN TAE, KOR.....	0.14
7. GARCIA Wilson, VEN.....	0.17
8. HANN Kyle, CAN.....	0.22
TAMURA Tatsuhiko, JPN.....	0.22
MCGUIRE REESE, USA.....	0.22

At bats per game

1. HARGREAVES Elliott, AUS....	4.67
2. MERCURI MATTIA, ITA.....	4.20
ENGELHARDT Rachid, NED....	4.20
4. SHEPHERD Zac, AUS.....	4.17
OROZCO Rodrigo, PAN.....	4.17
6. DESOUZA Nathan, CAN.....	4.11
HANN Kyle, CAN.....	4.11
8. KANG SEUNG HO, KOR.....	4.00
GARCIA Wilson, VEN.....	4.00
KENNELLY Josh, AUS.....	4.00

Plate appearances/game

1. HARGREAVES Elliott, AUS....	5.17
SAYERS Aaron, AUS.....	5.17
3. HANN Kyle, CAN.....	5.00
4. ROBSON Jacob, CAN.....	4.89
5. SHEPHERD Zac, AUS.....	4.83
KENNELLY Josh, AUS.....	4.83
WARNER Cameron, AUS.....	4.83
8. BOLDT RYAN, USA.....	4.78
9. KANG SEUNG HO, KOR.....	4.75
10. TAMURA Tatsuhiko, JPN....	4.67

18U - 2012 Pitching Leaders (as of Sep 08, 2012)  
(All games)

Hitting minimums - 1 Games 2.0 AB/Game 2.7 TPA/Game  
Pitching minimums - 1 Games 0.8 IP/Game

Earned run avg

1. WILLIAMS GARRETT, USA.....	0.00
OLSON RYAN, USA.....	0.00
JOHMA Ryuhei, JPN.....	0.00
INDRIAGO Carlos, VEN.....	0.00
PEREZ Dewin, COL.....	0.00
DEDEK Vojtech, CZE.....	0.00
7. LEE GEON WOOK, KOR.....	0.48
8. DYKXHOORN Brock, CAN.....	0.73
9. GUZMAN Omar, PAN.....	0.77
JANG HYUN SIK, KOR.....	0.77

Opposing bat avg

1. OLSON RYAN, USA.....	.063
2. TACCOLINI DOMINIC, USA.....	.074
3. OTSUKA Takahito, JPN.....	.100
4. VINCENT Myles, CAN.....	.108
5. QUATTRINI GABRIELE, ITA.....	.130
6. LEE GEON WOOK, KOR.....	.143
VELEZ Roger, COL.....	.143
8. RIVERO Alexis, VEN.....	.150
9. OTANI Shohei, JPN.....	.152
10.KENNEDY Jon, AUS.....	.158

Innings pitched

1. FUJINAMI Shintaro, JPN.....	24.1
2. TSENG JEN HO, TPE.....	21.1
3. LEE GEON WOOK, KOR.....	18.2
4. LEE SU MIN, KOR.....	18.0
5. KELLOGG Ryan, CAN.....	17.1
6. SEN JUNG HUNG, TPE.....	16.1
7. VELEZ Roger, COL.....	16.0
QUANTRILL Cal, CAN.....	16.0
GONSALVES STEPHEN, USA.....	16.0
10.HERNANDEZ Edgardo, COL.....	13.0

Batters struck out

1. FUJINAMI Shintaro, JPN.....	26
2. TSENG JEN HO, TPE.....	22
3. LEE GEON WOOK, KOR.....	20
4. KAMBARA Yu, JPN.....	16
OTANI Shohei, JPN.....	16
LEE SU MIN, KOR.....	16
7. OTSUKA Takahito, JPN.....	15
8. VINCENT Myles, CAN.....	13
WILLIAMS GARRETT, USA.....	13
10.2 tied at.....	12

Batters SO out looking

1. LEE SU MIN, KOR.....	10
2. WILLIAMS GARRETT, USA.....	7
3. LEE GEON WOOK, KOR.....	6
OTSUKA Takahito, JPN.....	6
TSENG JEN HO, TPE.....	6
KELLOGG Ryan, CAN.....	6
VINCENT Myles, CAN.....	6
8. ALDRIDGE Dean, AUS.....	5
FUJINAMI Shintaro, JPN.....	5
10.5 tied at.....	4

Wins

1. TSENG JEN HO, TPE.....	3
2. SEN JUNG HUNG, TPE.....	2
DYKXHOORN Brock, CAN.....	2
VELEZ Roger, COL.....	2
GONSALVES STEPHEN, USA.....	2
LEE SU MIN, KOR.....	2
FUJINAMI Shintaro, JPN.....	2
8. 28 tied at.....	1

Saves

1. 12 tied at.....	1
--------------------	---

Appearances

1. TSENG JEN HO, TPE.....	6
SHIM JAE MIN, KOR.....	6
3. LEE GEON WOOK, KOR.....	5
OTSUKA Takahito, JPN.....	5
5. 13 tied at.....	4

Games started

1. SEN JUNG HUNG, TPE.....	3
FUJINAMI Shintaro, JPN.....	3
LEE SU MIN, KOR.....	3
QUANTRILL Cal, CAN.....	3
5. 21 tied at.....	2

Games finished

1. TSENG JEN HO, TPE.....	4
DEDEK Vojtech, CZE.....	4
RUIZ José J., COL.....	4
4. CABRERA Jhorman, VEN.....	3
DAWE Dayton, CAN.....	3
BOTNICK Christian, CAN.....	3
AN KYU HYUN, KOR.....	3
MENDEZ Ronal, PAN.....	3
OTSUKA Takahito, JPN.....	3
10.10 tied at.....	2

Games in relief

1. TSENG JEN HO, TPE.....	5
OTSUKA Takahito, JPN.....	5
3. HOLLAND Sam, AUS.....	4
SHIM JAE MIN, KOR.....	4
DEDEK Vojtech, CZE.....	4
RUIZ José J., COL.....	4
LIN CHENG HSIEN, TPE.....	4
DAWE Dayton, CAN.....	4
YOON HYOUNG BAE, KOR.....	4
SEABROOKE Travis, CAN.....	4

Sac bunts allowed

1. KELLOGG Ryan, CAN.....	3
QUANTRILL Cal, CAN.....	3
GONSALVES STEPHEN, USA.....	3
SEN JUNG HUNG, TPE.....	3
5. 12 tied at.....	2

Sac flies allowed

1. HERNANDEZ Edgardo, COL.....	2
NOVAK Jan, CZE.....	2
YANG HSIANG HAO, TPE.....	2
TASCHINI PAOLO, ITA.....	2
VARIN ENRICO, ITA.....	2
6. 12 tied at.....	1

Losses

1. FUJINAMI Shintaro, JPN.....	2
RIETEL Maickel, NED.....	2
ANGULO Argenis, VEN.....	2
PENA Arturo, COL.....	2
GRADALI LORENZO, ITA.....	2
THOMPSON KEEGAN, USA.....	2
NOVAK Jan, CZE.....	2
ERCOLI Lukas, CZE.....	2
9. 27 tied at.....	1

Runners picked off

1. LEE SU MIN, KOR.....	2
DURAN Francisco, VEN.....	2
3. AN JOONG YEOL, KOR.....	1
LEE GEON WOOK, KOR.....	1
DAVIS KEVIN, USA.....	1
KELLOGG Ryan, CAN.....	1
GUZMAN Omar, PAN.....	1
HERNANDEZ Edgardo, COL.....	1
GARDNER Hayden, AUS.....	1
MCGUIRE REESE, USA.....	1

<page/>

Wild pitches

1. FUJINAMI Shintaro, JPN.....	7
2. TACCOLINI DOMINIC, USA.....	5
3. MARRUGO Yeizer, COL.....	4
MCGRATH Daniel, AUS.....	4
5. WILSON Matthew, AUS.....	3
6. 17 tied at.....	2

Balks

1. BOTNICK Christian, CAN.....	1
TSENG JEN HO, TPE.....	1
OTANI Shohei, JPN.....	1
VANEK Frantisek, CZE.....	1
COZZOLINO FEDERICO, ITA.....	1
TIMMER Floris, NED.....	1
CLARKIN IAN, USA.....	1
KELLOGG Ryan, CAN.....	1
TASCHINI PAOLO, ITA.....	1
GUZMAN Omar, PAN.....	1

Hit batters

1. LEE SU MIN, KOR.....	4
VINCENT Myles, CAN.....	4
3. GONSALVES STEPHEN, USA.....	3
OTANI Shohei, JPN.....	3
INDRIAGO Carlos, VEN.....	3
MARKS Jacob, CAN.....	3
7. 15 tied at.....	2

Intentional BB allowed

1. DYKXHOORN Brock, CAN.....	1
GUZMAN Omar, PAN.....	1
WILSON Matthew, AUS.....	1
4. CLARKIN IAN, USA.....	2
5. DAVIS KEVIN, USA.....	1
KAMBARA Yu, JPN.....	1
DAWE Dayton, CAN.....	1
YOON HYOUNG BAE, KOR.....	1
KENNEDY Jon, AUS.....	1
THOMPSON KEEGAN, USA.....	1

Hits allowed

1. TACCOLINI DOMINIC, USA.....	2
OLSON RYAN, USA.....	2
3. KENNEDY Jon, AUS.....	3
RIVERO Alexis, VEN.....	3
TASCHINI PAOLO, ITA.....	3
QUATTRINI GABRIELE, ITA....	3
7. VINCENT Myles, CAN.....	4
PINEDA Peter, PAN.....	4
ALDRIDGE Dean, AUS.....	4
OTSUKA Takahito, JPN.....	4

Runs allowed

1. WILLIAMS GARRETT, USA.....	0
INDRIAGO Carlos, VEN.....	0
PEREZ Dewin, COL.....	0
OLSON RYAN, USA.....	0
5. DYKXHOORN Brock, CAN.....	1
LEE GEON WOOK, KOR.....	1
GUZMAN Omar, PAN.....	1
DEDEK Vojtech, CZE.....	1
ALDRIDGE Dean, AUS.....	1
PINEDA Peter, PAN.....	1

Earned runs allowed

1. WILLIAMS GARRETT, USA.....	0
INDRIAGO Carlos, VEN.....	0
PEREZ Dewin, COL.....	0
OLSON RYAN, USA.....	0
JOHMA Ryuhei, JPN.....	0
DEDEK Vojtech, CZE.....	0
7. HOLLAND Sam, AUS.....	1
GUZMAN Omar, PAN.....	1
QUATTRINI GABRIELE, ITA....	1
WILSON Matthew, AUS.....	1

Walks allowed

1. YANG HSIANG HAO, TPE.....	0
LIN CHENG HSIEN, TPE.....	0
GRADALI LORENZO, ITA.....	0
ONDRA Tomas, CZE.....	0
THORPE Lewis, AUS.....	0
HOLLAND Sam, AUS.....	0
7. JOHMA Ryuhei, JPN.....	1
HUNG HSIN CHI, TPE.....	1
SEN JUNG HUNG, TPE.....	1
10.OLSON RYAN, USA.....	2

Doubles allowed

1. LIN CHENG HSIEN, TPE.....	0
GRADALI LORENZO, ITA.....	0
QUATTRINI GABRIELE, ITA....	0
THORPE Lewis, AUS.....	0
TACCOLINI DOMINIC, USA.....	0
ERCOLI Lukas, CZE.....	0
VINCENT Myles, CAN.....	0
PEREZ Dewin, COL.....	0
SOLANO Jesus, VEN.....	0
SEN JUNG HUNG, TPE.....	0

Triples allowed

1. LIN CHENG HSIEN, TPE.....	0
QUANTRILL Cal, CAN.....	0
SANTAMARIA Rigober, PAN....	0
HOLLAND Sam, AUS.....	0
TACCOLINI DOMINIC, USA.....	0
HALDERMAN Tim, NED.....	0
WILLIAMS GARRETT, USA.....	0
VINCENT Myles, CAN.....	0
PEREZ Dewin, COL.....	0
SOLANO Jesus, VEN.....	0

Home runs allowed

1. NOVAK Jan, CZE.....	0
QUANTRILL Cal, CAN.....	0
SANTAMARIA Rigober, PAN....	0
HOLLAND Sam, AUS.....	0
TACCOLINI DOMINIC, USA.....	0
YANG HSIANG HAO, TPE.....	0
HALDERMAN Tim, NED.....	0
WILLIAMS GARRETT, USA.....	0
VINCENT Myles, CAN.....	0
PEREZ Dewin, COL.....	0

18U - 2012 Pitching Analysis Leaders (as of Sep 08, 2012)  
(All games)

Hitting minimums - 1 Games 2.0 AB/Game 2.7 TPA/Game  
Pitching minimums - 1 Games 0.8 IP/Game

B/avg vs left

1. DYKXHOORN Brock, CAN.....	.000
QUATTRINI GABRIELE, ITA....	.000
SOLANO Jesus, VEN.....	.000
DEDEK Vojtech, CZE.....	.000
TIMMERMANS Kaj, NED.....	.000
GARDNER Hayden, AUS.....	.000
7. GONSALVES STEPHEN, USA.....	.071
8. GRADALI LORENZO, ITA.....	.091
OLSON RYAN, USA.....	.091
10.WILLIAMS GARRETT, USA.....	.105

B/avg vs right

1. OLSON RYAN, USA.....	.048
2. TACCOLINI DOMINIC, USA.....	.050
3. OTSUKA Takahito, JPN.....	.077
4. LEE GEON WOOK, KOR.....	.083
5. RIVERO Alexis, VEN.....	.091
ALDRIDGE Dean, AUS.....	.091
7. VINCENT Myles, CAN.....	.103
8. CLARKIN IAN, USA.....	.105
9. TASCHINI PAOLO, ITA.....	.111
KENNEDY Jon, AUS.....	.111

B/avg vs leadoff

1. VELEZ Roger, COL.....	.063
2. OTSUKA Takahito, JPN.....	.091
3. NOVAK Jan, CZE.....	.100
4. INDRIAGO Carlos, VEN.....	.125
5. ONDRA Tomas, CZE.....	.143
SOLANO Jesus, VEN.....	.143
7. HUNG HSIN CHI, TPE.....	.154
8. KAMBARA Yu, JPN.....	.167
GONZALEZ José Luis, PAN....	.167
PEREZ Dewin, COL.....	.167

B/avg w/2 outs

1. VINCENT Myles, CAN.....	.000
OTANI Shohei, JPN.....	.000
JOHMA Ryuhei, JPN.....	.000
OLSON RYAN, USA.....	.000
PEREZ Dewin, COL.....	.000
TASCHINI PAOLO, ITA.....	.000
ONDRA Tomas, CZE.....	.000
RIVERO Alexis, VEN.....	.000
WILSON Matthew, AUS.....	.000
10.CLARKIN IAN, USA.....	.083

B/avg w/runners

1. TACCOLINI DOMINIC, USA.....	.000
OLSON RYAN, USA.....	.000
3. TSENG JEN HO, TPE.....	.038
4. DYKXHOORN Brock, CAN.....	.063
5. CLARKIN IAN, USA.....	.077
6. ALDRIDGE Dean, AUS.....	.083
7. TASCHINI PAOLO, ITA.....	.100
8. JOHMA Ryuhei, JPN.....	.111
KENNEDY Jon, AUS.....	.111
10.GONSALVES STEPHEN, USA.....	.133

Fly ball outs

1. KELLOGG Ryan, CAN.....	22
2. VELEZ Roger, COL.....	20
3. HERNANDEZ Edgardo, COL....	17
4. HUNG HSIN CHI, TPE.....	16
FUJINAMI Shintaro, JPN....	16
6. ZERPA Ismael, VEN.....	15
7. LEE GEON WOOK, KOR.....	14
QUANTRILL Cal, CAN.....	14
9. 5 tied at.....	13

Ground ball outs

1. FUJINAMI Shintaro, JPN....	27
2. QUANTRILL Cal, CAN.....	25
TSENG JEN HO, TPE.....	25
4. SEN JUNG HUNG, TPE.....	22
5. LEE SU MIN, KOR.....	21
6. LEE GEON WOOK, KOR.....	20
VELEZ Roger, COL.....	20
8. MARRUGO Yeizer, COL.....	19
SHIM JAE MIN, KOR.....	19
10.2 tied at.....	18

Fly/Ground outs

1. OLMOS Cristian, COL.....	11.00
2. TASCHINI PAOLO, ITA.....	8.00
3. RUIZ José J., COL.....	3.25
ONDRA Tomas, CZE.....	3.25
5. RIETEL Maickel, NED.....	3.00
6. ZERPA Ismael, VEN.....	1.88
7. GONZALEZ José Luis, PAN....	1.43
8. TIMMERMANS Kaj, NED.....	1.40
9. HUNG HSIN CHI, TPE.....	1.33
CRISMATT Nabil, COL.....	1.33

Ground/Fly outs

1. KAMBARA Yu, JPN.....	4.67
2. TACCOLINI DOMINIC, USA.....	4.00
3. SHIM JAE MIN, KOR.....	3.80
4. WILLIAMS GARRETT, USA.....	3.20
VINCENT Myles, CAN.....	3.20
6. JOHMA Ryuhei, JPN.....	3.00
7. MARRUGO Yeizer, COL.....	2.71
8. WILSON Matthew, AUS.....	2.67
9. DURAN Francisco, VEN.....	2.57
10.SOLANO Jesus, VEN.....	2.50



Fly outs/game

1. ONDRA Tomas, CZE.....	18.47
2. RIETEL Maickel, NED.....	16.20
3. ZERPA Ismael, VEN.....	15.00
4. TASCHINI PAOLO, ITA.....	14.40
5. RUIZ José J., COL.....	14.04
6. OLMOS Cristian, COL.....	13.50
7. GONZALEZ José Luis, PAN....	13.50
8. KENNEDY Jon, AUS.....	12.60
9. HUNG HSIN CHI, TPE.....	12.00
10. TIMMERMANS Kaj, NED.....	11.81

Ground outs/game

1. JOHMA Ryuhei, JPN.....	16.76
2. VANEK Frantisek, CZE.....	15.43
3. SHIM JAE MIN, KOR.....	14.66
4. HOLLAND Sam, AUS.....	14.14
5. QUANTRILL Cal, CAN.....	14.06
6. DURAN Francisco, VEN.....	13.89
7. MARRUGO Yeizer, COL.....	13.50
8. SOLANO Jesus, VEN.....	13.50
9. ERCOLI Lukas, CZE.....	13.50
10. GUZMAN Omar, PAN.....	13.11

18U - 2012 Pitching Per-Game leaders (as of Sep 08, 2012)  
(All games)

Hitting minimums - 1 Games 2.0 AB/Game 2.7 TPA/Game  
Pitching minimums - 1 Games 0.8 IP/Game

Innings per game

1. GONSALVES STEPHEN, USA....	8.00
2. PINEDA Peter, PAN.....	7.00
3. ONDRA Tomas, CZE.....	6.33
4. FUJINAMI Shintaro, JPN....	6.08
5. WILLIAMS GARRETT, USA.....	5.83
6. DURAN Francisco, VEN.....	5.83
7. KELLOGG Ryan, CAN.....	5.78
8. VINCENT Myles, CAN.....	5.67
9. RIVERO Alexis, VEN.....	5.67
10. VELEZ Roger, COL.....	5.33

Strikeouts/game

1. THORPE Lewis, AUS.....	14.21
2. OTANI Shohei, JPN.....	13.94
3. KAMBARA Yu, JPN.....	12.34
4. PINEDA Peter, PAN.....	11.57
5. OLMOS Cristian, COL.....	11.05
6. ANSELMI DAVIDE, ITA.....	10.80
7. ALDRIDGE Dean, AUS.....	10.80
8. TASCHINI PAOLO, ITA.....	10.80
9. OTSUKA Takahito, JPN.....	10.66
10. VINCENT Myles, CAN.....	10.32

Walks allowed/game

1. GRADALI LORENZO, ITA.....	0.00
2. LIN CHENG HSIEH, TPE.....	0.00
3. YANG HSIANG HAO, TPE.....	0.00
4. HOLLAND Sam, AUS.....	0.00
5. THORPE Lewis, AUS.....	0.00
6. ONDRA Tomas, CZE.....	0.00
7. SEN JUNG HUNG, TPE.....	0.55
8. HUNG HSIN CHI, TPE.....	0.75
9. TSENG JEN HO, TPE.....	0.84
10. JOHMA Ryuhei, JPN.....	0.93

Doubles allowed/game

1. TSENG JEN HO, TPE.....	0.00
2. SEN JUNG HUNG, TPE.....	0.00
3. OTSUKA Takahito, JPN.....	0.00
4. DYKXHOORN Brock, CAN.....	0.00
5. GUZMAN Omar, PAN.....	0.00
6. SHIM JAE MIN, KOR.....	0.00
7. VINCENT Myles, CAN.....	0.00
8. CLARKIN IAN, USA.....	0.00
9. GRADALI LORENZO, ITA.....	0.00
10. OLSON RYAN, USA.....	0.00

Triples allowed/game

1. FUJINAMI Shintaro, JPN....	0.00
2. TSENG JEN HO, TPE.....	0.00
3. LEE GEON WOOK, KOR.....	0.00
4. LEE SU MIN, KOR.....	0.00
5. KELLOGG Ryan, CAN.....	0.00
6. QUANTRILL Cal, CAN.....	0.00
7. VELEZ Roger, COL.....	0.00
8. GONSALVES STEPHEN, USA....	0.00
9. MARRUGO Yeizer, COL.....	0.00
10. OTSUKA Takahito, JPN.....	0.00

Homers allowed/game

1. FUJINAMI Shintaro, JPN....	0.00
2. TSENG JEN HO, TPE.....	0.00
3. LEE GEON WOOK, KOR.....	0.00
4. LEE SU MIN, KOR.....	0.00
5. KELLOGG Ryan, CAN.....	0.00
6. SEN JUNG HUNG, TPE.....	0.00
7. GONSALVES STEPHEN, USA....	0.00
8. VELEZ Roger, COL.....	0.00
9. QUANTRILL Cal, CAN.....	0.00
10. HERNANDEZ Edgardo, COL....	0.00

Batters faced/game

1. OLMOS Cristian, COL.....	54.00
2. SMIDT Viktor, CZE.....	50.62
3. ANGELA Jeremyh, NED.....	48.94
4. NOVAK Jan, CZE.....	47.70
5. RIETEL Maickel, NED.....	46.80
6. TASCHINI PAOLO, ITA.....	46.80
7. ERCOLI Lukas, CZE.....	46.50
8. VANEK Frantisek, CZE.....	46.29
9. YANG HSIANG HAO, TPE.....	45.00
10. HALDERMAN Tim, NED.....	44.61

Hits allowed/game

1. OLSON RYAN, USA.....	1.80
2. TACCOLINI DOMINIC, USA....	2.08
3. OTSUKA Takahito, JPN.....	2.84
4. VINCENT Myles, CAN.....	3.18
5. QUATTINI GABRIELE, ITA....	4.05
6. LEE GEON WOOK, KOR.....	4.34
7. OTANI Shohei, JPN.....	4.35
8. DYKXHOORN Brock, CAN.....	4.38
9. VELEZ Roger, COL.....	4.50
10. RIVERO Alexis, VEN.....	4.76

Runs allowed/game

1. WILLIAMS GARRETT, USA.....	0.00
2. OLSON RYAN, USA.....	0.00
3. INDRIAGO Carlos, VEN.....	0.00
4. PEREZ Dewin, COL.....	0.00
5. LEE GEON WOOK, KOR.....	0.48
6. DYKXHOORN Brock, CAN.....	0.73
7. GUZMAN Omar, PAN.....	0.77
8. TSENG JEN HO, TPE.....	0.84
9. JOHMA Ryuhei, JPN.....	0.93
10. GONSALVES STEPHEN, USA....	1.12

Earned runs/game

1. WILLIAMS GARRETT, USA.....	0.00
2. OLSON RYAN, USA.....	0.00
3. JOHMA Ryuhei, JPN.....	0.00
4. INDRIAGO Carlos, VEN.....	0.00
5. PEREZ Dewin, COL.....	0.00
6. DEDEK Vojtech, CZE.....	0.00
7. LEE GEON WOOK, KOR.....	0.48
8. DYKXHOORN Brock, CAN.....	0.73
9. JANG HYUN SIK, KOR.....	0.77
10. GUZMAN Omar, PAN.....	0.77

18U - 2012 Fielding Leaders (as of Sep 08, 2012)  
(All games)

Hitting minimums - 1 Games  
Pitching minimums - 1 Games 0.8 IP/Game

Fielding pct

1. BIGGIO CAVAN, USA.....	1.000
CHAN CHUN HSIANG, TPE.....	1.000
MATKO Ondrej, CZE.....	1.000
OKEY CHRISTOPHER, USA.....	1.000
NORIEGA Alvaro, COL.....	1.000
HAN SEUNG TAEK, KOR.....	1.000
MARTINEZ Carlos M., COL.....	1.000
HASS Nathan, AUS.....	1.000
MCGUIRE REESE, USA.....	1.000
OROZCO Rodrigo, PAN.....	1.000

Assists

1. LIN TZU WEI, TPE.....	31
2. KIM MIN JUN, KOR.....	30
3. HANN Kyle, CAN.....	28
HODGES Jesse, CAN.....	28
5. ARROYO CHRISTIAN, USA.....	26
6. HOJO Fumiya, JPN.....	25
7. IYOTA Kazuti, JPN.....	23
8. KANG SEUNG HO, KOR.....	22
NUNEZ DOMINIC, USA.....	22
10. MORELOS Yair, COL.....	20

Catchers interference

1. SHAW Christopher, CAN.....	1
-------------------------------	---

Caught stealing by

1. CHAN CHUN HSIANG, TPE.....	7
2. TSENG JEN HO, TPE.....	4
3. LEE SU MIN, KOR.....	3
GARCIA Wilson, VEN.....	3
OKEY CHRISTOPHER, USA.....	3
HALDERMAN Tim, NED.....	3
POST Milan, NED.....	3
RUIZ José J., COL.....	3
PERKINS Robbie, AUS.....	3
MORI Tomoya, JPN.....	3

Chances

1. SU CHIH CHIEH, TPE.....	93
2. SIM JAE YUN, KOR.....	83
3. SIDBALL Brett, CAN.....	80
4. BIGGIO CAVAN, USA.....	76
5. MORI Tomoya, JPN.....	74
KANEKO Ryoya, JPN.....	74
7. CHAN CHUN HSIANG, TPE.....	67
8. HANN Kyle, CAN.....	61
9. MATKO Ondrej, CZE.....	56
10. COLMENARES Victor, VEN.....	53

Fielding double plays

1. BIGGIO CAVAN, USA.....	9
2. SIDBALL Brett, CAN.....	7
HANN Kyle, CAN.....	7
NUNEZ DOMINIC, USA.....	7
5. TRIOLO Mitchell, CAN.....	6
6. KIM MIN JUN, KOR.....	5
SAYERS Aaron, AUS.....	5
MARTINEZ Carlos M., COL.....	5
BRIGMAN BRYSON, USA.....	5
10.7 tied at.....	4

Steal attempts against

1. PERKINS Robbie, AUS.....	19
2. CHAN CHUN HSIANG, TPE.....	15
3. GARCIA Wilson, VEN.....	13
4. VYKOUKAL Michal, CZE.....	10
MORI Tomoya, JPN.....	10
6. NORIEGA Alvaro, COL.....	9
SHAW Christopher, CAN.....	9
8. TSENG JEN HO, TPE.....	8
9. 3 tied at.....	7

Errors

1. HOJO Fumiya, JPN.....	5
ONDRACEK Jakub, CZE.....	5
3. NUNEZ DOMINIC, USA.....	4
4. SAYERS Aaron, AUS.....	3
MERCURI MATTIA, ITA.....	3
HAJTMAR Adam, CZE.....	3
ARROYO CHRISTIAN, USA.....	3
8. 15 tied at.....	2

Putouts

1. SU CHIH CHIEH, TPE.....	88
2. SIM JAE YUN, KOR.....	76
3. BIGGIO CAVAN, USA.....	71
SIDBALL Brett, CAN.....	71
5. MORI Tomoya, JPN.....	68
6. KANEKO Ryoya, JPN.....	67
7. CHAN CHUN HSIANG, TPE.....	59
8. MATKO Ondrej, CZE.....	54
9. COLMENARES Victor, VEN.....	49
10. OKEY CHRISTOPHER, USA.....	48

Passed balls

1. CHAN CHUN HSIANG, TPE.....	2
2. VYKOUKAL Michal, CZE.....	1
MCGUIRE REESE, USA.....	1
DIAZ Anthony, PAN.....	1
AN JOONG YEOL, KOR.....	1
GARCIA Wilson, VEN.....	1
PERKINS Robbie, AUS.....	1

Stolen bases against

1. PERKINS Robbie, AUS.....	16
2. GARCIA Wilson, VEN.....	10
3. VYKOUKAL Michal, CZE.....	8
CHAN CHUN HSIANG, TPE.....	8
5. RIPOLL Sergio A., COL.....	7
MORI Tomoya, JPN.....	7
SHAW Christopher, CAN.....	7
NORIEGA Alvaro, COL.....	7
9. NOVAK Jan, CZE.....	6
10.3 tied at.....	5

## Team's Stats – Estadísticas por Equipos

### Batting – Bateo

18U World Championship - Seoul 2012  
18U - 2012 Overall Statistics (as of Sep 08, 2012)  
(All games Sorted by Batting avg)

Team	AVG	G	AB	R	H	2B	3B	HR	RBI	TB	SLG%	BB	HBP	SO	GDP	OB%	SF	SH	SB-ATT	PO	A	E	FLD%
U.S.A.....	.305	9	282	60	86	17	4	0	51	111	.394	41	16	34	4	.418	3	8	37-45	231	103	9	.974
South Korea.....	.264	8	254	35	67	9	4	1	28	87	.343	39	12	55	1	.384	2	7	24-34	219	104	5	.985
Japan.....	.259	9	278	38	72	8	5	1	31	93	.335	45	5	43	4	.367	4	13	6-7	230	94	13	.961
Canada.....	.251	9	307	44	77	19	1	3	36	107	.349	40	9	68	4	.352	2	4	8-11	245	118	11	.971
Australia.....	.245	6	208	32	51	7	6	1	29	73	.351	44	6	51	2	.387	3	0	12-13	162	63	9	.962
Chinese Taipei.....	.244	8	250	31	61	4	1	0	27	67	.268	31	7	39	6	.341	2	8	4-8	216	101	7	.978
Colombia.....	.240	9	287	35	69	16	3	0	25	91	.317	21	8	70	4	.310	0	11	4-10	227	88	11	.966
Italy.....	.232	5	151	18	35	7	0	0	15	42	.278	14	4	40	5	.312	1	3	0-2	119	44	10	.942
Panama.....	.224	6	196	17	44	1	6	0	16	57	.291	12	0	33	3	.265	3	1	7-8	158	65	9	.961
Venezuela.....	.195	6	185	23	36	6	1	0	19	44	.238	22	4	42	6	.291	2	2	4-8	156	80	7	.971
Czech Republic.....	.189	6	169	9	32	0	0	0	7	32	.189	15	3	48	0	.267	0	1	1-7	136	57	12	.941
Netherlands.....	.184	5	158	17	29	5	3	0	11	40	.253	29	1	45	1	.314	0	1	6-8	123	53	6	.967
Totals.....	.242		2725		659		34		295		.310		75		40		22		113-161		970		.967
		86		359		99		6		844		353		568		.342		59		2222		109	

CI - CAN 1.

### Pitching – Pitcheo

(All games Sorted by Earned run avg)

Team	ERA	W-L	G	CG	SHO/CBO	SV	IP	H	R	ER	BB	SO	2B	3B	HR	AB	B/Avg	WP	HBP	BK	SFA	SHA	
Japan.....	1.88	5-4	9	3	3/1	0	76.2	45	25	16	26	86	5	0	2	267	.169	13	7	1	0	5	
South Korea.....	2.10	5-3	8	0	1/1	1	73.0	52	21	17	20	67	7	0	0	255	.204	8	9	0	1	6	
U.S.A.....	2.22	7-2	9	2	1/1	1	77.0	52	22	19	44	69	12	0	0	262	.198	10	10	1	2	6	
Chinese Taipei.....	2.25	6-2	8	1	1/1	1	72.0	75	20	18	5	54	3	3	2	274	.274	3	4	1	2	7	
Australia.....	2.83	3-3	6	0	0/0	1	54.0	46	26	17	27	43	8	4	0	201	.229	10	3	0	0	1	
Venezuela.....	2.94	2-4	6	0	0/0	1	52.0	57	23	17	31	33	8	4	0	202	.282	5	7	0	0	4	
Canada.....	3.20	6-3	9	0	1/1	2	81.2	58	38	29	37	54	7	0	0	279	.208	8	11	2	3	12	
Panama.....	3.93	3-3	6	0	1/1	1	52.2	53	28	23	27	42	9	3	0	200	.265	7	4	1	2	4	
Colombia.....	4.40	4-5	9	0	1/1	3	75.2	65	44	37	59	46	11	4	1	274	.237	13	9	0	3	3	
Italy.....	4.76	1-4	5	0	0/0	0	39.2	42	25	21	25	31	9	5	0	154	.273	6	1	2	5	3	
Czech Republic.....	5.16	0-6	6	0	0/0	0	45.1	58	41	26	25	19	7	8	0	189	.307	7	4	1	2	5	
Netherlands.....	9.22	1-4	5	0	0/0	1	41.0	56	46	42	27	24	13	3	1	168	.333	7	6	1	2	3	
Totals.....	3.43		86		9/7		740.2		359		353		99		6		.242		75		22		59
		43-43		6		12		659		282		568		34		2725		97		10			

PB - TPE 2, VEN 1, USA 1, CZE 1, PAN 1, KOR 1, AUS 1. Pickoffs - KOR 4, VEN 2, USA 2, AUS 1, PAN 1, COL 1, CAN 1.

### Defence - Defensiva

(All games Sorted by Fielding pct)

Team	C	PO	A	E	FLD%	DPs	SBA	CSB	SBA%	PB	CI
South Korea.....	328	219	104	5	.985	6	5	5	.500	1	0
Chinese Taipei.....	324	216	101	7	.978	4	8	8	.500	2	0
U.S.A.....	343	231	103	9	.974	11	6	5	.545	1	0
Venezuela.....	243	156	80	7	.971	2	10	5	.667	1	0
Canada.....	374	245	118	11	.971	9	8	4	.667	0	1
Netherlands.....	182	123	53	6	.967	5	7	3	.700	0	0
Colombia.....	326	227	88	11	.966	9	17	6	.739	0	0
Australia.....	234	162	63	9	.962	5	19	3	.864	1	0
Japan.....	337	230	94	13	.961	4	11	4	.733	0	0
Panama.....	232	158	65	9	.961	4	5	3	.625	1	0
Italy.....	173	119	44	10	.942	2	5	0	1.000	0	0
Czech Republic.....	205	136	57	12	.941	3	12	2	.857	1	0
Totals.....	3301		970		.967		113		.702		1
		2222		109		64		48		8	

# Team's Stats – Estadísticas de Equipo



## AUSTRALIA

AUS

18U World Championship - Seoul 2012  
Overall Statistics for Australia (as of Sep 06, 2012)  
(All games Sorted by Batting avg)

18U - 2012 record: 3-3

Player	AVG	GP-GS	AB	R	H	2B	3B	HR	RBI	TB	SLG%	BB	HBP	SO	GDP	OB%	SF	SH	SB-ATT	PO	A	E	FLD%
30 HARGREAVES Elliot	.357	6-6	28	3	10	2	0	0	3	12	.429	1	1	4	0	.387	1	0	4-4	9	0	0	1.000
24 SHEPHERD Zac.....	.320	6-6	25	7	8	0	2	0	3	12	.480	3	1	5	1	.414	0	0	1-1	5	15	0	1.000
18 KENNELLY Samuel...	.308	6-4	13	5	4	2	0	0	1	6	.462	4	1	4	0	.500	0	0	2-2	9	13	1	.957
19 KENNELLY Josh.....	.292	6-6	24	0	7	1	0	0	3	8	.333	5	0	3	0	.414	0	0	1-1	18	0	0	1.000
4 WARNER Cameron...	.292	6-6	24	2	7	1	0	0	2	8	.333	3	1	4	1	.379	1	0	0-0	28	7	1	.972
13 SAYERS Aaron.....	.227	6-6	22	8	5	0	2	1	7	12	.545	9	0	2	0	.452	0	0	1-1	10	11	3	.875
20 LESLIE Ben.....	.158	6-6	19	2	3	0	0	0	3	3	.158	6	1	6	0	.385	0	0	0-0	11	1	0	1.000
9 PERKINS Robbie...	.154	5-4	13	2	2	0	0	0	2	2	.154	6	0	6	0	.421	0	0	0-1	26	4	2	.938
12 HASS Nathan.....	.133	4-4	15	1	2	1	0	0	2	3	.200	1	0	2	0	.176	1	0	1-1	34	2	0	1.000
7 IHLE Ryan.....	.077	6-4	13	1	1	0	1	0	2	3	.231	3	1	6	0	.294	0	0	2-2	3	0	0	1.000
17 HOSCHKE Karl.....	.167	5-2	12	1	2	0	1	0	1	4	.333	3	0	9	0	.333	0	0	0-0	5	0	1	.833
Totals.....	.245	6-6	208	32	51	7	6	1	29	73	.351	44	6	51	2	.387	3	0	12-13	162	63	9	.962
Opponents.....	.229	6-6	201	26	46	8	4	0	17	62	.308	27	3	43	5	.329	0	1	19-22	162	58	5	.978

LOB - Team (69), Opp (46). DPs turned - Team (5), Opp (2). IBB - Team (1), LESLIE 1, Opp (2).

(All games Sorted by Earned run avg)

Player	ERA	W-L	APP	GS	CG	SHO/CBO	SV	IP	H	R	ER	BB	SO	2B	3B	HR	AB	B/Avg	WP	HBP	BK	SFA	SHA
28 HOLLAND Sam.....	1.29	1-0	4	0	0	0/0	0	7.0	6	3	1	0	4	4	0	0	26	.231	0	0	0	0	0
5 WILSON Matthew...	1.59	0-1	4	1	0	0/0	0	5.2	5	2	1	4	3	0	0	0	19	.263	3	0	0	0	0
15 ALDRIDGE Dean....	1.80	1-0	1	1	0	0/0	0	5.0	4	1	1	3	6	1	1	0	19	.211	0	0	0	0	0
40 KENNEDY Jon.....	1.80	0-1	1	1	0	0/0	0	5.0	3	1	1	2	2	1	0	0	19	.158	0	2	0	0	0
6 THORPE Lewis....	2.84	0-1	2	1	0	0/0	0	6.1	9	3	2	0	10	0	2	0	27	.333	1	0	0	0	1
21 MCGRATH Daniel...	3.24	1-0	2	1	0	0/0	0	8.1	6	6	3	7	7	2	0	0	30	.200	4	1	0	0	0
10 GARDNER Hayden..	3.38	0-0	1	1	0	0/0	0	5.1	4	3	2	2	3	0	0	0	21	.190	0	0	0	0	0
11 ZAHRADNIK Jarrod..	6.35	0-0	3	0	0	0/0	0	5.2	5	5	4	5	4	0	0	0	21	.238	1	0	0	0	0
16 GUYER Joshua.....	0.00	0-0	3	0	0	0/0	1	4.2	3	0	0	2	4	0	0	0	15	.200	0	0	0	0	0
12 HASS Nathan.....	18.00	0-0	1	0	0	0/0	0	1.0	1	2	2	2	0	0	1	0	4	.250	1	0	0	0	0
Totals.....	2.83	3-3	6	6	0	0/0	1	54.0	46	26	17	27	43	8	4	0	201	.229	10	3	0	0	1
Opponents.....	4.67	3-3	6	6	0	0/0	1	54.0	51	32	28	44	51	7	6	1	208	.245	2	6	0	3	0

PB - Team (1), PERKINS 1. Pickoffs - Team (1), GARDNER 1. SBA/ATT - PERKINS (16-19), MCGRATH (4-6), KENNEDY (5-5), ALDRIDGE (3-3), GUYER (2-3), KENNELLY J (3-3), THORPE (2-2), ZAHRADNIK (2-2), HASS (1-1).

(All games Sorted by Fielding pct)

Player	C	PO	A	E	FLD%	DPs	SBA	CSB	SBA%	PB	CI
12 HASS Nathan.....	36	34	2	0	1.000	4	1	0	1.000	0	0
24 SHEPHERD Zac.....	20	5	15	0	1.000	0	0	0	---	0	0
19 KENNELLY Josh.....	18	18	0	0	1.000	0	3	0	1.000	0	0
20 LESLIE Ben.....	12	11	1	0	1.000	0	0	0	---	0	0
30 HARGREAVES Elliot	9	9	0	0	1.000	0	0	0	---	0	0
6 THORPE Lewis....	3	0	3	0	1.000	0	2	0	1.000	0	0
28 HOLLAND Sam.....	3	2	1	0	1.000	0	0	0	---	0	0
7 IHLE Ryan.....	3	3	0	0	1.000	0	0	0	---	0	0
15 ALDRIDGE Dean....	2	1	1	0	1.000	0	3	0	1.000	0	0
10 GARDNER Hayden..	2	0	2	0	1.000	0	0	0	---	0	0
5 WILSON Matthew...	1	0	1	0	1.000	0	0	0	---	0	0
11 ZAHRADNIK Jarrod..	1	1	0	0	1.000	0	2	0	1.000	0	0
21 MCGRATH Daniel...	1	0	1	0	1.000	0	4	2	.667	0	0
16 GUYER Joshua.....	1	0	1	0	1.000	0	2	1	.667	0	0
4 WARNER Cameron...	36	28	7	1	.972	3	0	0	---	0	0
18 KENNELLY Samuel..	23	9	13	1	.957	2	0	0	---	0	0
9 PERKINS Robbie...	32	26	4	2	.938	0	16	3	.842	1	0
13 SAYERS Aaron.....	24	10	11	3	.875	5	0	0	---	0	0
17 HOSCHKE Karl.....	6	5	0	1	.833	0	0	0	---	0	0
40 KENNEDY Jon.....	1	0	0	1	.000	0	5	0	1.000	0	0
Totals.....	234	162	63	9	.962	5	19	3	.864	1	0
Opponents.....	225	162	58	5	.978	2	12	1	.923	0	0

Hitting minimums - 1 Games 2.0 AB/Game 2.7 TPA/Game  
Pitching minimums - 1 Games 0.8 IP/Game

# Team's Stats – Estadísticas de Equipo



## CANADA

CAN

18U World Championship - Seoul 2012  
Overall Statistics for Canada (as of Sep 08, 2012)  
(All games Sorted by Batting avg)

18U - 2012 record: 6-3

Player	AVG	GP-GS	AB	R	H	2B	3B	HR	RBI	TB	SLG%	BB	HBP	SO	GDP	OB%	SF	SH	SB-ATT	PO	A	E	FLD%
19 HODGES Jesse.....	.484	9-9	31	6	15	4	0	1	5	22	.710	5	2	3	1	.579	0	0	1-1	5	28	1	.971
7 ROBSON Jacob.....	.290	9-9	31	6	9	2	0	0	0	11	.355	12	0	13	0	.488	0	1	6-7	15	0	0	1.000
30 TRIOLO Mitchell..	.273	8-7	22	7	6	4	0	1	6	13	.591	3	0	0	1	.346	1	0	0-0	10	18	1	.966
8 HANN Kyle.....	.270	9-9	37	5	10	2	1	0	2	14	.378	6	0	2	1	.372	0	2	1-3	32	28	1	.984
13 SIDBALL Brett....	.250	9-9	32	6	8	2	0	0	3	10	.313	3	5	6	0	.400	0	0	0-0	71	8	1	.988
20 NAYLOR Joshua....	.235	9-9	34	3	8	2	0	0	3	10	.294	2	1	5	0	.289	1	0	0-0	11	1	2	.857
21 DESOUZA Nathan...	.189	9-8	37	2	7	1	0	1	8	11	.297	3	0	10	0	.250	0	0	0-0	14	0	0	1.000
44 MORGAN Gareth....	.057	9-9	35	3	2	0	0	0	2	2	.057	3	1	18	0	.154	0	0	0-0	11	1	1	.923
-----																							
48 PINERO Daniel....	.308	7-3	13	3	4	1	0	0	0	5	.385	2	0	0	1	.400	0	0	0-0	18	11	1	.967
11 SPIWAK Owen.....	.238	7-5	21	2	5	0	0	0	4	5	.238	0	0	6	0	.238	0	0	0-0	26	2	0	1.000
23 SHAW Christopher..	.214	7-4	14	1	3	1	0	0	3	4	.286	1	0	5	0	.267	0	1	0-0	29	4	1	.971
Totals.....	.251	9-9	307	44	77	19	1	3	36	107	.349	40	9	68	4	.352	2	4	8-11	245	118	11	.971
Opponents.....	.208	9-9	279	38	58	7	0	0	31	65	.233	37	11	54	7	.321	3	12	8-12	241	80	11	.967

LOB - Team (81), Opp (64). DPs turned - Team (9), Opp (7). CI - Team (1), SHAW 1. IBB - Team (4), HANN 2, DESOUZA 1, HODGES 1, Opp (3). Picked off - MORGAN 1, NAYLOR 1, HANN 1.

(All games Sorted by Earned run avg)

Player	ERA	W-L	APP	GS	CG	SHO/CBO	SV	IP	H	R	ER	BB	SO	2B	3B	HR	AB	B/Avg	WP	HBP	BK	SFA	SHA
12 DYKXHOORN Brock..	0.73	2-0	3	1	0	0/0	0	12.1	6	1	1	4	8	0	0	0	36	.167	1	2	0	1	2
49 KELLOGG Ryan.....	2.08	0-0	3	2	0	0/1	0	17.1	10	7	4	5	10	1	0	0	58	.172	2	1	1	1	3
36 VINCENT Myles....	3.18	1-1	2	2	0	0/0	0	11.1	4	5	4	6	13	0	0	0	37	.108	0	4	0	0	1
14 QUANTRILL Cal....	5.62	1-1	4	3	0	0/0	0	16.0	19	13	10	5	7	6	0	0	64	.297	1	1	0	0	3
-----																							
24 SEIFRIT Logan....	0.00	1-0	3	0	0	0/0	0	2.1	2	0	0	0	1	0	0	0	7	.286	1	0	0	1	0
29 BOTNICK Christian	1.59	0-0	3	0	0	0/0	1	5.2	3	1	1	4	4	0	0	0	20	.150	0	0	1	0	0
38 DAWE Dayton.....	2.25	1-1	4	0	0	0/1	0	4.0	3	1	1	3	2	0	0	0	12	.250	1	0	0	0	2
27 SEABROOKE Travis..	3.18	0-0	4	0	0	0/0	1	5.2	4	2	2	2	3	0	0	0	20	.200	0	0	0	0	0
15 MARKS Jacob.....	7.71	0-0	2	1	0	0/0	0	7.0	7	8	6	8	6	0	0	0	25	.280	2	3	0	0	1
Totals.....	3.20	6-3	9	9	0	1/1	2	81.2	58	38	29	37	54	7	0	0	279	.208	8	11	2	3	12
Opponents.....	4.15	3-6	9	9	0	0/0	0	80.1	77	44	37	40	68	19	1	3	307	.251	14	9	1	2	4

Pickoffs - Team (1), KELLOGG 1, Opp (2). SBA/ATT - SHAW (7-9), SEABROOKE (2-3), SPIWAK (1-2), BOTNICK (2-2), VINCENT (2-2), KELLOGG (1-2), MARKS (0-1), DAWE (1-1), SEIFRIT (0-1).

(All games Sorted by Fielding pct)

Player	C	PO	A	E	FLD%	DPs	SBA	CSB	SBA%	PB	CI
11 SPIWAK Owen.....	28	26	2	0	1.000	0	1	1	.500	0	0
7 ROBSON Jacob.....	15	15	0	0	1.000	0	0	0	---	0	0
21 DESOUZA Nathan...	14	14	0	0	1.000	0	0	0	---	0	0
49 KELLOGG Ryan.....	6	1	5	0	1.000	0	1	1	.500	0	0
36 VINCENT Myles....	5	0	5	0	1.000	0	2	0	1.000	0	0
14 QUANTRILL Cal....	4	1	3	0	1.000	0	0	0	---	0	0
27 SEABROOKE Travis..	3	0	3	0	1.000	0	2	1	.667	0	0
13 SIDBALL Brett....	80	71	8	1	.988	7	0	0	---	0	0
8 HANN Kyle.....	61	32	28	1	.984	7	0	0	---	0	0
19 HODGES Jesse.....	34	5	28	1	.971	1	0	0	---	0	0
23 SHAW Christopher..	34	29	4	1	.971	0	7	2	.778	0	1
48 PINERO Daniel....	30	18	11	1	.967	3	0	0	---	0	0
30 TRIOLO Mitchell..	29	10	18	1	.966	6	0	0	---	0	0
44 MORGAN Gareth....	13	11	1	1	.923	0	0	0	---	0	0
20 NAYLOR Joshua....	14	11	1	2	.857	0	0	0	---	0	0
15 MARKS Jacob.....	3	1	1	1	.667	0	0	1	.000	0	0
24 SEIFRIT Logan....	1	0	0	1	.000	0	0	1	.000	0	0
29 BOTNICK Christian	0	0	0	0	.000	0	2	0	1.000	0	0
12 DYKXHOORN Brock..	0	0	0	0	.000	0	0	0	---	0	0
38 DAWE Dayton.....	0	0	0	0	.000	0	1	0	1.000	0	0
Totals.....	374	245	118	11	.971	9	8	4	.667	0	1
Opponents.....	332	241	80	11	.967	7	8	3	.727	0	0

Hitting minimums - 1 Games 2.0 AB/Game 2.7 TPA/Game  
Pitching minimums - 1 Games 0.8 IP/Game

# Team's Stats – Estadísticas de Equipo



## CHINESE TAIPEI

TPE

18U World Championship - Seoul 2012  
Overall Statistics for Chinese Taipei (as of Sep 08, 2012)  
(All games Sorted by Batting avg)

18U - 2012 record: 6-2

Player	AVG	GP-GS	AB	R	H	2B	3B	HR	RBI	TB	SLG%	BB	HBP	SO	GDP	OB%	SF	SH	SB-ATT	PO	A	E	FLD%
5 LEE TSUNG HSIEN..	.333	8-8	30	4	10	0	0	0	2	10	.333	5	1	6	2	.444	0	0	0-2	6	18	0	1.000
12 LIN TZU WEI.....	.308	8-8	26	5	8	1	0	0	3	9	.346	5	3	3	1	.457	1	0	0-2	11	31	1	.977
10 SU CHIH CHIEH....	.290	8-8	31	5	9	1	1	0	5	12	.387	4	0	4	0	.361	1	0	0-0	88	4	1	.989
4 YANG CHIA WEI....	.280	8-6	25	2	7	0	0	0	3	7	.280	1	0	3	2	.308	0	1	0-0	13	12	1	.962
20 CHAN CHUN HSIANG.	.276	8-8	29	1	8	1	0	0	2	9	.310	2	0	5	1	.323	0	0	0-0	59	8	0	1.000
7 SEN YU PIN.....	.250	8-8	24	5	6	1	0	0	5	7	.292	4	1	3	0	.379	0	7	0-0	15	0	2	.882
8 TSAO YU NING.....	.231	8-8	26	5	6	0	0	0	1	6	.231	4	0	4	0	.333	0	0	2-2	13	0	0	1.000
9 LIU CHIA KAI.....	.294	6-6	17	2	5	0	0	0	3	5	.294	2	1	3	0	.400	0	0	2-2	3	0	0	1.000
11 CHEN YU MING.....	.111	6-5	18	1	2	0	0	0	3	2	.111	1	1	1	0	.200	0	0	0-0	4	0	0	1.000
13 WANG CHENG TANG..	.000	7-4	16	1	0	0	0	0	0	0	.000	2	0	3	0	.111	0	0	0-0	1	9	1	.909
3 LIN YI CHE.....	.000	2-1	4	0	0	0	0	0	0	0	.000	0	0	1	0	.000	0	0	0-0	1	0	0	1.000
6 TSAI I HSUAN.....	.000	5-1	3	0	0	0	0	0	0	0	.000	1	0	2	0	.250	0	0	0-0	0	2	0	1.000
2 CHEN YUEH SE.....	.000	1-1	1	0	0	0	0	0	0	0	.000	0	0	1	0	.000	0	0	0-0	0	0	0	.000
16 LIU SHENG HUNG...	.000	1-0	0	0	0	0	0	0	0	0	.000	0	0	0	0	.000	0	0	0-0	0	0	0	.000
Totals.....	.244	8-8	250	31	61	4	1	0	27	67	.268	31	7	39	6	.341	2	8	4-8	216	101	7	.978
Opponents.....	.274	8-8	274	20	75	3	3	2	18	90	.328	5	4	54	1	.295	2	7	8-16	211	102	14	.957

LOB - Team (58), Opp (58). DPs turned - Team (4), Opp (12). IBB - Team (1), TSAO 1. Picked off - SEN YP 2, SU 1, LIN TW 1, LIU CK 1, LEE 1.

(All games Sorted by Earned run avg)

Player	ERA	W-L	APP	GS	CG	SHO/CBO	SV	IP	H	R	ER	BB	SO	2B	3B	HR	AB	B/Avg	WP	HBP	BK	SFA	SHA
19 TSENG JEN HO.....	0.84	3-0	6	1	1	0/1	1	21.1	12	2	2	2	22	0	0	0	70	.171	1	2	1	0	2
18 SEN JUNG HUNG....	1.65	2-0	4	3	0	0/1	0	16.1	15	3	3	1	11	0	1	0	58	.259	0	1	0	0	3
14 HUNG HSIN CHI....	3.00	1-1	3	2	0	0/0	0	12.0	15	4	4	1	8	2	0	1	51	.294	0	1	0	0	0
17 LIN CHENG HSIEN..	4.00	0-1	4	0	0	0/1	0	9.0	13	4	4	0	6	0	0	1	38	.342	0	0	0	0	2
1 YANG HSIANG HAO..	6.43	0-0	3	2	0	0/0	0	7.0	14	6	5	0	4	1	2	0	33	.424	1	0	0	2	0
15 HUANG TZU PENG...	0.00	0-0	3	0	0	0/1	0	6.1	6	1	0	1	3	0	0	0	24	.250	1	0	0	0	0
Totals.....	2.25	6-2	8	8	1	1/1	1	72.0	75	20	18	5	54	3	3	2	274	.274	3	4	1	2	7
Opponents.....	3.07	2-6	8	8	2	1/0	0	70.1	61	31	24	31	39	4	1	0	250	.244	7	7	0	2	8

PB - Team (2), CHAN 2, Opp (1). Pickoffs - Team (0), Opp (3). SBA/ATT - CHAN (8-15), TSENG JH (4-8), HUANG (2-2), HUNG (2-2), SEN JH (0-2), YANG HH (0-1), LIN CH (0-1).

(All games Sorted by Fielding pct)

Player	C	PO	A	E	FLD%	DPs	SBA	CSB	SBA%	PB	CI
20 CHAN CHUN HSIANG.	67	59	8	0	1.000	1	8	7	.533	2	0
5 LEE TSUNG HSIEN..	24	6	18	0	1.000	1	0	0	---	0	0
8 TSAO YU NING.....	13	13	0	0	1.000	0	0	0	---	0	0
18 SEN JUNG HUNG....	5	2	3	0	1.000	1	0	2	.000	0	0
17 LIN CHENG HSIEN..	5	0	5	0	1.000	0	0	1	.000	0	0
19 TSENG JEN HO.....	4	0	4	0	1.000	0	4	4	.500	0	0
11 CHEN YU MING.....	4	4	0	0	1.000	0	0	0	---	0	0
9 LIU CHIA KAI.....	3	3	0	0	1.000	0	0	0	---	0	0
15 HUANG TZU PENG...	2	0	2	0	1.000	0	2	0	1.000	0	0
6 TSAI I HSUAN.....	2	0	2	0	1.000	0	0	0	---	0	0
3 LIN YI CHE.....	1	1	0	0	1.000	0	0	0	---	0	0
14 HUNG HSIN CHI....	1	0	1	0	1.000	0	2	0	1.000	0	0
10 SU CHIH CHIEH....	93	88	4	1	.989	3	0	0	---	0	0
12 LIN TZU WEI.....	43	11	31	1	.977	1	0	0	---	0	0
4 YANG CHIA WEI....	26	13	12	1	.962	2	0	0	---	0	0
13 WANG CHENG TANG..	11	1	9	1	.909	0	0	0	---	0	0
7 SEN YU PIN.....	17	15	0	2	.882	0	0	0	---	0	0
1 YANG HSIANG HAO..	3	0	2	1	.667	0	0	1	.000	0	0
16 LIU SHENG HUNG...	0	0	0	0	.000	0	0	0	---	0	0
2 CHEN YUEH SE.....	0	0	0	0	.000	0	0	0	---	0	0
Totals.....	324	216	101	7	.978	4	8	8	.500	2	0
Opponents.....	327	211	102	14	.957	12	4	4	.500	1	0

Hitting minimums - 1 Games 2.0 AB/Game 2.7 TPA/Game  
Pitching minimums - 1 Games 0.8 IP/Game

# Team's Stats – Estadísticas de Equipo



## COLOMBIA

COL

18U World Championship - Seoul 2012  
Overall Statistics for Colombia (as of Sep 08, 2012)  
(All games Sorted by Batting avg)

18U - 2012 record: 4-5

Player	AVG	GP-GS	AB	R	H	2B	3B	HR	RBI	TB	SLG%	BB	HBP	SO	GDP	OB%	SF	SH	SB-ATT	PO	A	E	FLD%
68 NORIEGA Alvaro...	.333	9-9	33	7	11	5	0	0	3	16	.485	2	1	3	1	.389	0	0	0-0	46	3	0	1.000
30 CANO Cristian....	.333	9-9	33	4	11	3	2	0	7	18	.545	3	1	7	0	.405	0	1	0-1	11	0	1	.917
10 MORELOS Yair.....	.314	9-9	35	7	11	2	0	0	2	13	.371	3	0	4	1	.368	0	1	2-4	16	20	2	.947
24 GARCIA Wilson....	.269	9-8	26	3	7	1	0	0	4	8	.308	2	3	8	0	.387	0	1	0-0	3	0	0	1.000
3 FUENTES Edwin....	.233	9-8	30	5	7	1	0	0	3	8	.267	4	0	8	0	.324	0	0	0-0	17	15	2	.941
22 JIMENEZ Gerson...	.231	8-7	26	2	6	2	0	0	2	8	.308	0	0	5	1	.231	0	1	0-0	42	1	1	.977
7 LIAMAS Fernando...	.200	8-5	20	3	4	0	0	0	1	4	.200	2	1	3	0	.304	0	2	0-1	6	15	0	1.000
12 PALACIOS Christia	.172	9-9	29	2	5	1	1	0	2	8	.276	1	1	11	0	.226	0	1	1-1	17	1	2	.900
-----																							
18 MARTINEZ Carlos M	.200	7-4	15	0	3	1	0	0	1	4	.267	1	0	4	1	.250	0	1	0-0	33	4	0	1.000
15 PERINAN Gustavo...	.176	7-5	17	2	3	0	0	0	0	3	.176	1	1	5	0	.263	0	2	0-1	15	15	2	.938
56 JIMENEZ Yhorman..	.067	6-5	15	0	1	0	0	0	0	1	.067	1	0	9	0	.125	0	1	1-2	11	0	0	1.000
21 RIPOLL Sergio A..	.000	4-3	8	0	0	0	0	0	0	0	.000	1	0	3	0	.111	0	0	0-0	8	0	0	1.000
Totals.....	.240	9-9	287	35	69	16	3	0	25	91	.317	21	8	70	4	.310	0	11	4-10	227	88	11	.966
Opponents.....	.237	9-9	274	44	65	11	4	1	35	87	.318	59	9	46	6	.386	3	3	17-23	234	111	16	.956

LOB - Team (58), Opp (77). DPs turned - Team (9), Opp (6). Picked off - JIMENEZ G 1.

(All games Sorted by Earned run avg)

Player	ERA	W-L	APP	GS	CG	SHO/CBO	SV	IP	H	R	ER	BB	SO	2B	3B	HR	AB	B/Avg	WP	HBP	BK	SFA	SHA
46 PEREZ Dewin.....	0.00	1-0	3	0	0	0/0	0	7.1	6	0	0	6	3	0	0	0	24	.250	1	1	0	0	1
44 VELEZ Roger.....	1.12	2-0	3	2	0	0/1	0	16.0	8	5	2	7	8	2	0	0	56	.143	2	0	0	0	1
19 MARRUGO Yeizer...	2.13	1-1	3	2	0	0/0	1	12.2	10	7	3	7	10	1	0	0	48	.208	4	0	0	0	0
27 RUIZ José J.....	3.24	0-0	4	0	0	0/1	1	8.1	9	3	3	6	3	2	2	0	29	.310	1	1	0	1	0
9 HERNANDEZ Edgardo	4.15	0-1	3	2	0	0/0	0	13.0	14	6	6	10	4	2	1	0	45	.311	1	1	0	2	1
16 CRISMATT Nabil...	4.50	0-1	3	1	0	0/0	1	10.0	7	5	5	5	8	1	1	0	37	.189	0	2	0	0	0
62 OLMOS Cristian...	17.18	0-0	3	0	0	0/0	0	7.1	10	14	14	11	9	2	0	1	31	.323	2	2	0	0	0
-----																							
25 PENA Arturo.....	36.00	0-2	2	2	0	0/0	0	1.0	1	4	4	7	1	1	0	0	4	.250	2	2	0	0	0
Totals.....	4.40	4-5	9	9	0	1/1	3	75.2	65	44	37	59	46	11	4	1	274	.237	13	9	0	3	3
Opponents.....	3.00	5-4	9	9	2	0/0	2	78.0	69	35	26	21	70	16	3	0	287	.240	14	8	0	0	11

PB - Team (0), Opp (1). Pickoffs - Team (1), HERNANDEZ 1, Opp (1). SBA/ATT - NORIEGA (7-9), RIPOLL (7-7), RUIZ (3-6), MARTINEZ (3-5), OLMOS (4-5), PEREZ (3-4), PENA (3-3), HERNANDEZ (2-3), MARRUGO (1-1), CRISMATT (1-1).

(All games Sorted by Fielding pct)

Player	C	PO	A	E	FLD%	DPs	SBA	CSB	SBA%	PB	CI
68 NORIEGA Alvaro...	49	46	3	0	1.000	0	7	2	.778	0	0
18 MARTINEZ Carlos M	37	33	4	0	1.000	5	3	2	.600	0	0
7 LIAMAS Fernando..	21	6	15	0	1.000	2	0	0	---	0	0
56 JIMENEZ Yhorman..	11	11	0	0	1.000	0	0	0	---	0	0
21 RIPOLL Sergio A..	8	8	0	0	1.000	0	7	0	1.000	0	0
9 HERNANDEZ Edgardo	5	0	5	0	1.000	0	2	1	.667	0	0
24 GARCIA Wilson....	3	3	0	0	1.000	0	0	0	---	0	0
46 PEREZ Dewin.....	2	1	1	0	1.000	0	3	1	.750	0	0
44 VELEZ Roger.....	2	0	2	0	1.000	0	0	0	---	0	0
16 CRISMATT Nabil...	2	1	1	0	1.000	0	1	0	1.000	0	0
27 RUIZ José J.....	1	0	1	0	1.000	0	3	3	.500	0	0
62 OLMOS Cristian...	1	0	1	0	1.000	0	4	1	.800	0	0
22 JIMENEZ Gerson...	44	42	1	1	.977	3	0	0	---	0	0
10 MORELOS Yair.....	38	16	20	2	.947	4	0	0	---	0	0
3 FUENTES Edwin....	34	17	15	2	.941	3	0	0	---	0	0
15 PERINAN Gustavo..	32	15	15	2	.938	3	0	0	---	0	0
30 CANO Cristian....	12	11	0	1	.917	0	0	0	---	0	0
12 PALACIOS Christia	20	17	1	2	.900	1	0	0	---	0	0
19 MARRUGO Yeizer...	4	0	3	1	.750	0	1	0	1.000	0	0
25 PENA Arturo.....	0	0	0	0	.000	0	3	0	1.000	0	0
Totals.....	326	227	88	11	.966	9	17	6	.739	0	0
Opponents.....	361	234	111	16	.956	6	4	6	.400	1	0

Hitting minimums - 1 Games 2.0 AB/Game 2.7 TPA/Game  
Pitching minimums - 1 Games 0.8 IP/Game

# Team's Stats – Estadísticas de Equipo



## CZECH REPUBLIC

CZE

18U World Championship - Seoul 2012  
Overall Statistics for Czech Republic (as of Sep 05, 2012)  
(All games Sorted by Batting avg)

18U - 2012 record: 0-6

Player	AVG	GP-GS	AB	R	H	2B	3B	HR	RBI	TB	SLG%	BB	HBP	SO	GDP	OB%	SF	SH	SB-ATT	PO	A	E	FLD%
41 VYKOUKAL Michal...	.400	6-6	20	2	8	0	0	0	3	8	.400	1	0	2	0	.429	0	0	0-2	18	2	0	1.000
56 MATKO Ondrej.....	.222	6-6	18	1	4	0	0	0	0	4	.222	3	0	8	0	.333	0	0	0-0	54	2	0	1.000
14 VOHANKA David.....	.222	6-6	18	1	4	0	0	0	0	4	.222	1	0	4	0	.263	0	0	0-1	3	10	0	1.000
35 ONDRACEK Jakub...	.190	6-6	21	2	4	0	0	0	1	4	.190	2	0	3	0	.261	0	0	1-1	10	14	5	.828
31 AUBRECHT Ivan.....	.190	6-6	21	1	4	0	0	0	0	4	.190	2	0	6	0	.261	0	0	0-1	5	2	1	.875
39 SAZAVSKY Richard...	.125	6-6	16	2	2	0	0	0	0	2	.125	2	3	6	0	.333	0	0	0-2	12	0	0	1.000
40 HAJTMAR Adam.....	.111	6-6	18	0	2	0	0	0	1	2	.111	2	0	6	0	.200	0	0	0-0	16	18	3	.919
38 MOSTEK Filip.....	.200	4-1	5	0	1	0	0	0	1	1	.200	1	0	1	0	.333	0	0	0-0	2	0	1	.667
20 ONDRA Tomas.....	.167	3-2	6	0	1	0	0	0	0	1	.167	1	0	2	0	.286	0	0	0-0	1	2	0	1.000
7 BUZGA Matej.....	.100	4-4	10	0	1	0	0	0	0	1	.100	0	0	6	0	.100	0	1	0-0	8	0	0	1.000
45 MUZIK Martin.....	.071	5-4	14	0	1	0	0	0	1	1	.071	0	0	3	0	.071	0	0	0-0	5	0	0	1.000
44 DEDEK Vojtech...	.000	1-1	2	0	0	0	0	0	0	0	.000	0	0	1	0	.000	0	0	0-0	2	3	2	.714
Totals.....	.189	6-6	169	9	32	0	0	0	7	32	.189	15	3	48	0	.267	0	1	1-7	136	57	12	.941
Opponents.....	.307	6-6	189	41	58	7	8	0	35	81	.429	25	4	19	1	.395	2	5	12-14	144	62	6	.972

LOB - Team (35), Opp (48). DPs turned - Team (3), Opp (3).

(All games Sorted by Earned run avg)

Player	ERA	W-L	APP	GS	CG	SHO/CBO	SV	IP	H	R	ER	BB	SO	2B	3B	HR	AB	B/Avg	WP	HBP	BK	SFA	SHA
44 DEDEK Vojtech...	0.00	0-0	4	0	0	0/0	0	6.2	5	1	0	2	4	0	1	0	24	.208	0	1	0	0	0
20 ONDRA Tomas.....	2.84	0-1	1	1	0	0/0	0	6.1	8	3	2	0	1	1	0	0	25	.320	0	0	0	0	1
52 SMIDT Viktor.....	3.38	0-1	2	1	0	0/0	0	5.1	8	10	2	5	1	2	0	0	22	.364	1	1	0	0	2
34 NOVAK Jan.....	5.40	0-2	3	2	0	0/0	0	10.0	13	10	6	6	9	1	4	0	44	.295	1	1	0	2	0
30 ERCOLI Lukas.....	6.00	0-2	2	2	0	0/0	0	6.0	6	5	4	6	2	0	1	0	23	.261	1	0	0	0	2
48 VANEK Frantisek..	10.29	0-0	2	0	0	0/0	0	7.0	11	8	8	3	0	0	2	0	32	.344	2	1	1	0	0
42 SVOBODA Jan.....	0.00	0-0	1	0	0	0/0	0	0.2	1	0	0	0	1	0	0	0	3	.333	1	0	0	0	0
38 MOSTEK Filip.....	0.00	0-0	1	0	0	0/0	0	0.0	0	0	0	0	2	0	0	0	0	.000	0	0	0	0	0
13 PODZIMEK Jakub...	10.80	0-0	1	0	0	0/0	0	3.1	6	4	4	1	1	3	0	0	16	.375	1	0	0	0	0
Totals.....	5.16	0-6	6	6	0	0/0	0	45.1	58	41	26	25	19	7	8	0	189	.307	7	4	1	2	5
Opponents.....	1.50	6-0	6	6	1	2/1	2	48.0	32	9	8	15	48	0	0	0	169	.189	3	3	1	0	1

PB - Team (1), VYKOUKAL 1. SBA/ATT - VYKOUKAL (8-10), NOVAK (6-6), MUZIK (4-4), VANEK (3-3), DEDEK (2-2), SMIDT V (0-2), ONDRA (1-1).

(All games Sorted by Fielding pct)

Player	C	PO	A	E	FLD%	DPs	SBA	CSB	SBA%	PB	CI
56 MATKO Ondrej.....	56	54	2	0	1.000	2	0	0	---	0	0
41 VYKOUKAL Michal...	20	18	2	0	1.000	0	8	2	.800	1	0
14 VOHANKA David....	13	3	10	0	1.000	0	0	0	---	0	0
39 SAZAVSKY Richard...	12	12	0	0	1.000	0	0	0	---	0	0
7 BUZGA Matej.....	8	8	0	0	1.000	0	0	0	---	0	0
45 MUZIK Martin.....	5	5	0	0	1.000	0	4	0	1.000	0	0
20 ONDRA Tomas.....	3	1	2	0	1.000	0	1	0	1.000	0	0
30 ERCOLI Lukas.....	2	0	2	0	1.000	0	0	0	---	0	0
48 VANEK Frantisek..	1	0	1	0	1.000	0	3	0	1.000	0	0
34 NOVAK Jan.....	1	0	1	0	1.000	0	6	0	1.000	0	0
40 HAJTMAR Adam.....	37	16	18	3	.919	1	0	0	---	0	0
31 AUBRECHT Ivan....	8	5	2	1	.875	1	0	0	---	0	0
35 ONDRACEK Jakub...	29	10	14	5	.828	2	0	0	---	0	0
44 DEDEK Vojtech...	7	2	3	2	.714	0	2	0	1.000	0	0
38 MOSTEK Filip.....	3	2	0	1	.667	0	0	0	---	0	0
13 PODZIMEK Jakub...	0	0	0	0	.000	0	0	0	---	0	0
42 SVOBODA Jan.....	0	0	0	0	.000	0	0	0	---	0	0
52 SMIDT Viktor.....	0	0	0	0	.000	0	0	2	.000	0	0
Totals.....	205	136	57	12	.941	3	12	2	.857	1	0
Opponents.....	212	144	62	6	.972	3	1	6	.143	0	0

Hitting minimums - 1 Games 2.0 AB/Game 2.7 TPA/Game  
Pitching minimums - 1 Games 0.8 IP/Game



# Team's Stats – Estadísticas de Equipo



## ITALY

## ITA

18U World Championship - Seoul 2012  
Overall Statistics for Italy (as of Sep 06, 2012)  
(All games Sorted by Batting avg)

18U - 2012 record: 1-4

Player	AVG	GP-GS	AB	R	H	2B	3B	HR	RBI	TB	SLG%	BB	HBP	SO	GDP	OB%	SF	SH	SB-ATT	PO	A	E	FLD%
31 MINEO ALBERTO....	.450	5-5	20	2	9	3	0	0	5	12	.600	0	0	3	1	.450	0	0	0-0	30	4	1	.971
17 BENETTI DAVIDE...	.267	5-5	15	1	4	0	0	0	0	4	.267	3	1	3	0	.421	0	0	0-1	2	5	1	.875
7 PULZETTI LUCA....	.267	5-5	15	2	4	0	0	0	1	4	.267	1	1	4	1	.353	0	1	0-0	9	12	1	.955
21 BONIARDI SIMONE..	.231	5-5	13	1	3	0	0	0	1	3	.231	4	1	5	0	.444	0	0	0-0	6	0	0	1.000
29 GARBELLA GIOVANNI	.222	5-5	18	3	4	1	0	0	2	5	.278	2	1	5	0	.333	0	0	0-0	8	0	1	.889
15 MERCURI MATTIA...	.190	5-5	21	2	4	2	0	0	4	6	.286	0	0	2	2	.190	0	0	0-1	4	11	3	.833
19 GASPARINI MARTEN	.118	5-5	17	2	2	1	0	0	1	3	.176	0	0	7	0	.111	1	0	0-0	12	0	0	1.000
-----																							
4 FABBRI LORENZO...	.500	3-0	2	1	1	0	0	0	0	1	.500	1	0	1	0	.667	0	0	0-0	3	5	1	.889
14 MAESTRI LORENZO..	.273	4-4	11	1	3	0	0	0	1	3	.273	1	0	4	0	.333	0	0	0-0	0	0	0	.000
10 CALASSO SIMONE...	.100	4-4	10	1	1	0	0	0	0	1	.100	0	0	3	0	.100	0	2	0-0	29	2	2	.939
5 TRINCI MARIO.....	.000	3-2	7	1	0	0	0	0	0	0	.000	1	0	2	0	.125	0	0	0-0	12	1	0	1.000
28 CELLI FEDERICO...	.000	1-0	2	0	0	0	0	0	0	0	.000	0	0	1	1	.000	0	0	0-0	1	0	0	1.000
13 SILVESTRI SAMUEL..	.000	1-0	0	1	0	0	0	0	0	0	.000	1	0	0	0	1.000	0	0	0-0	0	0	0	.000
Totals.....	.232	5-5	151	18	35	7	0	0	15	42	.278	14	4	40	5	.312	1	3	0-2	119	44	10	.942
Opponents.....	.273	5-5	154	25	42	9	5	0	21	61	.396	25	1	31	1	.368	5	3	5-5	126	59	4	.979

LOB - Team (29), Opp (44). DPs turned - Team (2), Opp (5).

(All games Sorted by Earned run avg)

Player	ERA	W-L	APP	GS	CG	SHO/CBO	SV	IP	H	R	ER	BB	SO	2B	3B	HR	AB	B/Avg	WP	HBP	BK	SFA	SHA
30 QUATTRINI GABRIEL	1.35	1-0	2	1	0	0/0	0	6.2	3	3	1	7	4	0	1	0	23	.130	2	0	0	0	0
26 ANSELMI DAVIDE...	2.70	0-1	2	0	0	0/0	0	6.2	8	3	2	2	8	2	0	0	27	.296	1	1	0	0	1
9 GRADALI LORENZO...	3.60	0-2	2	2	0	0/0	0	10.0	13	4	4	0	9	0	1	0	43	.302	0	0	0	0	0
20 TASCINI PAOLO...	5.40	0-0	2	1	0	0/0	0	5.0	3	3	3	7	6	2	0	0	17	.176	2	0	1	2	0
33 VARIN ENRICO.....	6.35	0-1	2	1	0	0/0	0	5.2	7	4	4	2	2	2	1	0	20	.350	0	0	0	2	1
-----																							
11 BAZZARINI SIMONE..	0.00	0-0	1	0	0	0/0	0	1.0	1	0	0	0	1	0	0	0	4	.250	0	0	0	0	0
28 CELLI FEDERICO...	2.45	0-0	1	0	0	0/0	0	3.2	2	1	1	2	1	2	0	0	13	.154	0	0	0	1	0
16 COZZOLINO FEDERIC	27.00	0-0	1	0	0	0/0	0	0.2	2	3	2	4	0	1	0	0	3	.667	1	0	1	0	1
13 SILVESTRI SAMUEL..	99.00	0-0	1	0	0	0/0	0	0.1	3	4	4	1	0	0	2	0	4	.750	0	0	0	0	0
Totals.....	4.76	1-4	5	5	0	0/0	0	39.2	42	25	21	25	31	9	5	0	154	.273	6	1	2	5	3
Opponents.....	1.93	4-1	5	5	0	1/1	2	42.0	35	18	9	14	40	7	0	0	151	.232	7	4	1	1	3

SBA/ATT - MINEO (5-5), TASCINI (2-2), GRADALI (1-1), SILVESTRI (1-1), CELLI (1-1).

(All games Sorted by Fielding pct)

Player	C	PO	A	E	FLD%	DPs	SBA	CSB	SBA%	PB	CI
5 TRINCI MARIO.....	13	12	1	0	1.000	0	0	0	---	0	0
19 GASPARINI MARTEN	12	12	0	0	1.000	0	0	0	---	0	0
21 BONIARDI SIMONE..	6	6	0	0	1.000	0	0	0	---	0	0
26 ANSELMI DAVIDE...	3	3	0	0	1.000	0	0	0	---	0	0
30 QUATTRINI GABRIEL	2	0	2	0	1.000	0	0	0	---	0	0
33 VARIN ENRICO.....	2	0	2	0	1.000	0	0	0	---	0	0
28 CELLI FEDERICO...	1	1	0	0	1.000	0	1	0	1.000	0	0
31 MINEO ALBERTO...	35	30	4	1	.971	0	5	0	1.000	0	0
7 PULZETTI LUCA....	22	9	12	1	.955	1	0	0	---	0	0
10 CALASSO SIMONE...	33	29	2	2	.939	1	0	0	---	0	0
4 FABBRI LORENZO...	9	3	5	1	.889	0	0	0	---	0	0
29 GARBELLA GIOVANNI	9	8	0	1	.889	0	0	0	---	0	0
17 BENETTI DAVIDE...	8	2	5	1	.875	1	0	0	---	0	0
15 MERCURI MATTIA...	18	4	11	3	.833	2	0	0	---	0	0
13 SILVESTRI SAMUEL..	0	0	0	0	.000	0	1	0	1.000	0	0
16 COZZOLINO FEDERIC	0	0	0	0	.000	0	0	0	---	0	0
20 TASCINI PAOLO...	0	0	0	0	.000	0	2	0	1.000	0	0
14 MAESTRI LORENZO..	0	0	0	0	.000	0	0	0	---	0	0
11 BAZZARINI SIMONE..	0	0	0	0	.000	0	0	0	---	0	0
9 GRADALI LORENZO..	0	0	0	0	.000	0	1	0	1.000	0	0
Totals.....	173	119	44	10	.942	2	5	0	1.000	0	0
Opponents.....	189	126	59	4	.979	5	0	2	.000	0	0

Hitting minimums - 1 Games 2.0 AB/Game 2.7 TPA/Game  
Pitching minimums - 1 Games 0.8 IP/Game

# Team's Stats – Estadísticas de Equipo



## JAPAN

JPN

18U World Championship - Seoul 2012  
Overall Statistics for Japan (as of Sep 08, 2012)  
(All games Sorted by Batting avg)

18U - 2012 record: 5-4

Player	AVG	GP-GS	AB	R	H	2B	3B	HR	RBI	TB	SLG%	BB	HBP	SO	GDP	OB%	SF	SH	SB-ATT	PO	A	E	FLD%
19 TAKAHASHI Hiroki..	.455	8-7	22	4	10	2	1	0	2	14	.636	3	0	3	1	.520	0	0	2-2	5	0	0	1.000
8 TAMURA Tatsuhiko..	.364	9-9	33	5	12	0	0	0	3	12	.364	7	0	2	2	.463	1	1	0-0	12	14	2	.929
1 OTANI Shohei.....	.324	9-9	34	3	11	0	1	0	7	13	.382	5	0	3	0	.400	1	0	0-0	7	3	1	.909
10 MORI Tomoya.....	.323	9-8	31	8	10	2	1	2	17	.548	6	1	1	0	.447	0	0	0-0	68	5	1	.986	
18 SASAGAWA Kohei...	.233	9-9	30	6	7	1	1	0	4	10	.333	2	3	5	0	.333	1	1	1-1	13	3	0	1.000
20 MIZUMOTO Gen.....	.214	9-9	28	1	6	3	1	0	4	11	.393	6	0	8	0	.353	0	2	0-0	8	0	0	1.000
14 IYOTA Kazuti.....	.207	9-9	29	4	6	0	0	0	2	6	.207	5	0	5	0	.324	0	6	1-1	17	23	1	.976
15 HOJO Fumiya.....	.148	9-9	27	5	4	0	0	0	4	4	.148	7	1	9	0	.333	1	0	1-1	8	25	5	.868
16 KANEKO Ryoya.....	.129	8-8	31	2	4	0	0	0	3	4	.129	2	0	4	1	.182	0	2	0-0	67	5	2	.973
9 NAKAMICHI Katsush	.333	2-1	3	0	1	0	0	0	0	1	.333	0	0	1	0	.333	0	0	1-1	17	3	0	1.000
12 TABATA Yoshiki...	.143	5-2	7	0	1	0	0	0	0	1	.143	2	0	1	0	.333	0	0	0-0	3	1	0	1.000
3 SATO Takuya.....	.000	1-1	2	0	0	0	0	0	0	0	.000	0	0	1	0	.000	0	0	0-0	1	0	0	1.000
7 OTSUKA Takahito...	.000	1-0	1	0	0	0	0	0	0	0	.000	0	0	0	0	.000	0	1	0-1	0	0	0	.000
17 GOYA Ryotaku.....	.000	1-0	0	0	0	0	0	0	0	0	.000	0	0	0	0	.000	0	0	0-0	0	0	0	.000
11 SUGAWARA Takuna..	.000	2-0	0	0	0	0	0	0	0	0	.000	0	0	0	0	.000	0	0	0-0	1	1	1	.667
Totals.....	.259	9-9	278	38	72	8	5	1	31	93	.335	45	5	43	4	.367	4	13	6-7	230	94	13	.961
Opponents.....	.169	9-9	267	25	45	5	0	2	18	56	.210	26	7	86	3	.260	0	5	11-15	226	108	9	.974

LOB - Team (83), Opp (52). DPs turned - Team (4), Opp (5). IBB - Team (1), OTANI 1, Opp (1). Picked off - OTANI 1, KANEKO 1.

(All games Sorted by Earned run avg)

Player	ERA	W-L	APP	GS	CG	SHO/CBO	SV	IP	H	R	ER	BB	SO	2B	3B	HR	AB	B/Avg	WP	HBP	BK	SFA	SHA
13 JOHMA Ryuhei.....	0.00	1-0	3	1	0	0/1	0	9.2	7	1	0	1	3	2	0	0	36	.194	0	0	0	0	0
6 FUJINAMI Shintaro	1.11	2-2	4	3	2	1/0	0	24.1	16	10	3	8	26	1	0	0	89	.180	7	2	0	0	1
4 KAMBARA Yu.....	1.54	1-1	3	2	0	0/0	0	11.2	7	3	2	4	16	1	0	0	40	.175	1	0	0	0	1
7 OTSUKA Takahito..	2.13	0-0	5	0	0	0/1	0	12.2	4	3	3	3	15	0	0	1	40	.100	1	2	0	0	2
1 OTANI Shohei.....	4.35	0-1	2	2	0	0/0	0	10.1	5	5	5	8	16	1	0	0	33	.152	2	3	1	0	1
2 OKANO Yuichiro...	0.00	1-0	1	1	1	1/0	0	5.0	4	0	0	0	5	0	0	0	18	.222	0	0	0	0	0
3 SATO Takuya.....	4.50	0-0	1	0	0	0/0	0	2.0	1	1	1	0	2	0	0	1	7	.143	0	0	0	0	0
11 SUGAWARA Takuna..	9.00	0-0	1	0	0	0/0	0	1.0	1	1	1	1	3	0	0	0	4	.250	2	0	0	0	0
5 HAMADA Tatsuro...	99.00	0-0	1	0	0	0/0	0	0.0	0	1	1	1	0	0	0	0	0	0	0	0	0	0	0
Totals.....	1.88	5-4	9	9	3	3/1	0	76.2	45	25	16	26	86	5	0	2	267	.169	13	7	1	0	5
Opponents.....	3.94	4-5	9	9	0	2/2	2	75.1	72	38	33	45	43	8	5	1	278	.259	14	5	2	4	13

Pickoffs - Team (0), Opp (2). SBA/ATT - MORI (7-10), JOHMA (3-4), OTANI (3-4), NAKAMICHI (2-3), FUJINAMI (2-3), TAMURA (2-2), OTSUKA (2-2), KAMBARA (1-1), OKANO (0-1).

(All games Sorted by Fielding pct)

Player	C	PO	A	E	FLD%	DPS	SBA	CSB	SBA%	PB	CI
9 NAKAMICHI Katsush	20	17	3	0	1.000	0	2	1	.667	0	0
18 SASAGAWA Kohei...	16	13	3	0	1.000	0	0	0	---	0	0
20 MIZUMOTO Gen.....	8	8	0	0	1.000	0	0	0	---	0	0
4 KAMBARA Yu.....	5	1	4	0	1.000	1	1	0	1.000	0	0
13 JOHMA Ryuhei.....	5	1	4	0	1.000	0	3	1	.750	0	0
19 TAKAHASHI Hiroki..	5	5	0	0	1.000	0	0	0	---	0	0
12 TABATA Yoshiki...	4	3	1	0	1.000	0	0	0	---	0	0
6 FUJINAMI Shintaro	3	0	3	0	1.000	0	2	1	.667	0	0
3 SATO Takuya.....	1	1	0	0	1.000	0	0	0	---	0	0
2 OKANO Yuichiro...	1	1	0	0	1.000	0	0	1	.000	0	0
10 MORI Tomoya.....	74	68	5	1	.986	0	7	3	.700	0	0
14 IYOTA Kazuti.....	41	17	23	1	.976	2	0	0	---	0	0
16 KANEKO Ryoya.....	74	67	5	2	.973	3	0	0	---	0	0
8 TAMURA Tatsuhiko..	28	12	14	2	.929	0	2	0	1.000	0	0
1 OTANI Shohei.....	11	7	3	1	.909	1	3	1	.750	0	0
15 HOJO Fumiya.....	38	8	25	5	.868	4	0	0	---	0	0
11 SUGAWARA Takuna..	3	1	1	1	.667	0	0	0	---	0	0
17 GOYA Ryotaku.....	0	0	0	0	.000	0	0	0	---	0	0
7 OTSUKA Takahito..	0	0	0	0	.000	0	2	0	1.000	0	0
5 HAMADA Tatsuro...	0	0	0	0	.000	0	0	0	---	0	0
Totals.....	337	230	94	13	.961	4	11	4	.733	0	0
Opponents.....	343	226	108	9	.974	5	6	1	.857	0	0

Hitting minimums - 1 Games 2.0 AB/Game 2.7 TPA/Game  
Pitching minimums - 1 Games 0.8 IP/Game

# Team's Stats – Estadísticas de Equipo



## NETHERLANDS

NED

18U World Championship - Seoul 2012  
Overall Statistics for Netherlands (as of Sep 05, 2012)  
(All games Sorted by Batting avg)

18U - 2012 record: 1-4

Player	AVG	GP-GS	AB	R	H	2B	3B	HR	RBI	TB	SLG%	BB	HBP	SO	GDP	OB%	SF	SH	SB-ATT	PO	A	E	FLD%
36 PHILLIPPI Marcian	.500	5-3	10	4	5	1	2	0	0	10	1.000	5	0	3	0	.667	0	1	2-2	21	2	0	1.000
28 ENGELHARDT Rachid	.238	5-5	21	1	5	1	1	0	5	8	.381	1	0	4	0	.273	0	0	1-1	10	0	0	1.000
44 AMSTEL VAN Jorin	.235	5-5	17	0	4	0	0	0	3	4	.235	5	0	0	0	.409	0	0	0-0	4	5	1	.900
35 LOOS Kevin	.211	5-5	19	2	4	0	0	0	0	4	.211	1	0	10	1	.250	0	0	1-2	8	2	1	.909
12 SCHAAREMAN Tim	.200	5-5	20	3	4	1	0	0	1	5	.250	0	0	5	0	.200	0	0	0-0	15	12	1	.964
10 TRUE Dillon	.118	5-5	17	4	2	1	0	0	1	3	.176	6	0	5	0	.348	0	0	0-0	8	17	1	.962
52 VERKERK Ruar	.083	5-4	12	0	1	1	0	0	0	2	.167	3	1	5	0	.313	0	0	0-0	2	8	1	.909
21 KORENHOF Daniel	.000	5-5	15	0	0	0	0	0	0	0	.000	3	0	4	0	.167	0	0	1-1	6	0	0	1.000
46 CLARIJS Max	.333	4-2	6	0	2	0	0	0	1	2	.333	3	0	1	0	.556	0	0	1-1	15	0	0	1.000
19 POST Milan	.167	4-3	12	2	2	0	0	0	0	2	.167	1	0	3	0	.231	0	0	0-1	13	3	0	1.000
49 GOUVERNEUR Odion	.000	4-3	9	1	0	0	0	0	0	0	.000	1	0	5	0	.100	0	0	0-0	20	2	0	1.000
Totals	.184	5-5	158	17	29	5	3	0	11	40	.253	29	1	45	1	.314	0	1	6-8	123	53	6	.967
Opponents	.333	5-5	168	46	56	13	3	1	41	78	.464	27	6	24	2	.438	2	3	7-10	129	57	6	.969

LOB - Team (43), Opp (37). DPs turned - Team (5), Opp (1).

(All games Sorted by Earned run avg)

Player	ERA	W-L	APP	GS	CG	SHO/CBO	SV	IP	H	R	ER	BB	SO	2B	3B	HR	AB	B/Avg	WP	HBP	BK	SFA	SHA
47 KREISEL Tony	2.16	0-0	2	0	0	0/0	1	8.1	5	2	2	2	5	1	0	0	28	.179	1	1	0	0	1
15 ANGELA Jeremyh	3.38	0-0	2	0	0	0/0	0	5.1	6	2	2	7	6	1	0	0	22	.273	1	0	0	0	0
54 RIETEL Maickel	9.00	0-2	2	2	0	0/0	0	5.0	7	5	5	3	3	0	0	1	22	.318	0	1	0	0	0
43 HALDERMAN Tim	9.39	1-1	2	2	0	0/0	0	7.2	11	11	8	3	5	3	0	0	33	.333	2	2	0	0	0
42 TIMMERMANS Kaj	11.81	0-1	1	1	0	0/0	0	5.1	7	7	7	2	2	2	0	0	21	.333	1	1	0	0	0
4 SCHEL Marco	0.00	0-0	2	0	0	0/0	0	2.1	1	0	0	1	2	0	0	0	7	.143	1	0	0	1	0
55 TIMMER Floris	5.40	0-0	2	0	0	0/0	0	1.2	2	1	1	1	0	0	1	0	6	.333	1	0	1	0	1
26 MORENO Jose	20.25	0-0	1	0	0	0/0	0	2.2	5	6	6	4	1	2	0	0	10	.500	0	0	0	0	1
53 PRIKKEL Thomas	40.50	0-0	2	0	0	0/0	0	2.2	12	12	12	4	0	4	2	0	19	.632	0	1	0	1	0
Totals	9.22	1-4	5	5	0	0/0	1	41.0	56	46	42	27	24	13	3	1	168	.333	7	6	1	2	3
Opponents	2.30	4-1	5	5	0	1/1	2	43.0	29	17	11	29	45	5	3	0	158	.184	4	1	0	0	1

PB - Team (0), Opp (1). SBA/ATT - POST (4-7), HALDERMAN (0-3), CLARIJS (3-3), MORENO (3-3), RIETEL (2-2), PRIKKEL (1-1), ANGELA (1-1).

(All games Sorted by Fielding pct)

Player	C	PO	A	E	FLD%	DPs	SBA	CSB	SBA%	PB	CI
36 PHILLIPPI Marcian	23	21	2	0	1.000	2	0	0	---	0	0
49 GOUVERNEUR Odion	22	20	2	0	1.000	1	0	0	---	0	0
19 POST Milan	16	13	3	0	1.000	1	4	3	.571	0	0
46 CLARIJS Max	15	15	0	0	1.000	0	3	0	1.000	0	0
28 ENGELHARDT Rachid	10	10	0	0	1.000	0	0	0	---	0	0
21 KORENHOF Daniel	6	6	0	0	1.000	0	0	0	---	0	0
15 ANGELA Jeremyh	1	0	1	0	1.000	0	1	0	1.000	0	0
12 SCHAAREMAN Tim	28	15	12	1	.964	4	0	0	---	0	0
10 TRUE Dillon	26	8	17	1	.962	3	0	0	---	0	0
35 LOOS Kevin	11	8	2	1	.909	1	0	0	---	0	0
52 VERKERK Ruar	11	2	8	1	.909	0	0	0	---	0	0
44 AMSTEL VAN Jorin	10	4	5	1	.900	0	0	0	---	0	0
43 HALDERMAN Tim	3	1	1	1	.667	0	0	3	.000	0	0
42 TIMMERMANS Kaj	0	0	0	0	.000	0	0	0	---	0	0
4 SCHEL Marco	0	0	0	0	.000	0	0	0	---	0	0
55 TIMMER Floris	0	0	0	0	.000	0	0	0	---	0	0
26 MORENO Jose	0	0	0	0	.000	0	3	0	1.000	0	0
54 RIETEL Maickel	0	0	0	0	.000	0	2	0	1.000	0	0
53 PRIKKEL Thomas	0	0	0	0	.000	0	1	0	1.000	0	0
47 KREISEL Tony	0	0	0	0	.000	0	0	0	---	0	0
Totals	182	123	53	6	.967	5	7	3	.700	0	0
Opponents	192	129	57	6	.969	1	6	2	.750	1	0

Hitting minimums - 1 Games 2.0 AB/Game 2.7 TPA/Game  
Pitching minimums - 1 Games 0.8 IP/Game

# Team's Stats – Estadísticas de Equipo



## PANAMA

PAN

18U World Championship - Seoul 2012  
Overall Statistics for Panama (as of Sep 06, 2012)  
(All games Sorted by Batting avg)

18U - 2012 record: 3-3

Player	AVG	GP-GS	AB	R	H	2B	3B	HR	RBI	TB	SLG%	BB	HBP	SO	GDP	OB%	SF	SH	SB-ATT	PO	A	E	FLD%
0 SERRANO Ariel....	.286	6-6	21	5	6	0	0	0	1	6	.286	1	0	3	1	.318	0	0	1-1	11	0	1	.917
10 DIAZ Anthony....	.250	6-6	20	2	5	0	2	0	4	9	.450	1	0	4	0	.273	1	0	1-1	26	1	0	1.000
24 OROZCO Rodrigo...	.240	6-6	25	1	6	0	0	0	2	6	.240	1	0	3	0	.259	1	0	1-1	15	13	0	1.000
23 SANJUR Mario....	.227	6-6	22	2	5	0	2	0	1	9	.409	3	0	2	1	.320	0	0	0-0	6	10	1	.941
26 HO Jean Carlos...	.217	6-6	23	3	5	0	0	0	2	5	.217	0	0	7	0	.208	1	0	2-3	11	1	0	1.000
4 SOSA Edmundo....	.211	6-6	19	4	4	1	2	0	0	9	.474	1	0	4	0	.250	0	0	1-1	4	5	2	.818
8 MALOFF Farjat....	.176	6-6	17	0	3	0	0	0	2	3	.176	1	0	4	1	.222	0	1	0-0	46	2	2	.960
7 PIMENTEL Ivan....	.385	5-3	13	0	5	0	0	0	3	5	.385	0	0	1	0	.385	0	0	1-1	8	12	0	1.000
29 SANTOS Jonny....	.250	6-3	12	0	3	0	0	0	0	3	.250	2	0	2	0	.357	0	0	0-0	4	1	1	.833
44 MOSCOTE Victor...	.222	2-2	9	0	2	0	0	0	1	2	.222	0	0	1	0	.222	0	0	0-0	13	8	0	1.000
20 JORDAN Luis.....	.000	5-3	9	0	0	0	0	0	0	0	.000	1	0	1	0	.100	0	0	0-0	5	3	0	1.000
12 RAMOS Ubaldo....	.000	4-1	6	0	0	0	0	0	0	0	.000	1	0	1	0	.143	0	0	0-0	4	0	0	1.000
Totals.....	.224	6-6	196	17	44	1	6	0	16	57	.291	12	0	33	3	.265	3	1	7-8	158	65	9	.961
Opponents.....	.265	6-6	200	28	53	9	3	0	25	68	.340	27	4	42	3	.361	2	4	5-8	156	75	7	.971

LOB - Team (39), Opp (51). DPs turned - Team (4), Opp (4). IBB - Team (0), Opp (1).

(All games Sorted by Earned run avg)

Player	ERA	W-L	APP	GS	CG	SHO/CBO	SV	IP	H	R	ER	BB	SO	2B	3B	HR	AB	B/Avg	WP	HBP	BK	SFA	SHA
16 GUZMAN Omar.....	0.77	1-1	3	0	0	0/1	1	11.2	9	1	1	5	7	0	0	0	42	.214	1	1	1	0	0
15 PINEDA Peter.....	1.29	1-0	1	1	0	0/0	0	7.0	4	1	1	2	9	0	0	0	24	.167	0	0	0	0	0
52 SANTAMARIA Rigobe	2.89	1-1	2	2	0	0/1	0	9.1	8	6	3	4	10	5	0	0	36	.222	2	1	0	0	0
21 GONZALEZ José Lui	4.05	0-0	3	0	0	0/0	0	6.2	5	3	3	4	3	1	0	0	25	.200	1	0	0	0	0
35 SALAZAR Hector...	4.15	0-1	2	2	0	0/0	0	8.2	8	5	4	6	8	1	1	0	32	.250	0	0	0	0	2
22 MENDEZ Ronal....	2.70	0-0	3	0	0	0/0	0	3.1	4	1	1	0	2	0	0	0	13	.308	1	0	0	1	0
19 ESCALANTE Tomas..	6.75	0-0	2	1	0	0/0	0	4.0	7	4	3	2	2	2	0	0	16	.438	1	0	0	1	1
51 CABALLERO Cristia	31.50	0-0	2	0	0	0/0	0	2.0	8	7	7	4	1	0	2	0	12	.667	1	2	0	0	1
Totals.....	3.93	3-3	6	6	0	1/1	1	52.2	53	28	23	27	42	9	3	0	200	.265	7	4	1	2	4
Opponents.....	2.25	3-3	6	6	0	1/1	0	52.0	44	17	13	12	33	1	6	0	196	.224	2	0	0	3	1

PB - Team (1), DIAZ 1, Opp (1). Pickoffs - Team (1), GUZMAN 1. SBA/ATT - DIAZ (5-6), SALAZAR (3-4), MOSCOTE (0-2), SANTAMARIA (0-1), CABALLERO (1-1), PINEDA (0-1), GUZMAN (1-1).

(All games Sorted by Fielding pct)

Player	C	PO	A	E	FLD%	DPs	SBA	CSB	SBA%	PB	CI
24 OROZCO Rodrigo...	28	15	13	0	1.000	3	0	0	---	0	0
10 DIAZ Anthony....	27	26	1	0	1.000	0	5	1	.833	1	0
44 MOSCOTE Victor...	21	13	8	0	1.000	0	0	2	.000	0	0
7 PIMENTEL Ivan....	20	8	12	0	1.000	2	0	0	---	0	0
26 HO Jean Carlos...	12	11	1	0	1.000	0	0	0	---	0	0
20 JORDAN Luis.....	8	5	3	0	1.000	0	0	0	---	0	0
35 SALAZAR Hector...	5	3	2	0	1.000	0	3	1	.750	0	0
12 RAMOS Ubaldo....	4	4	0	0	1.000	0	0	0	---	0	0
16 GUZMAN Omar.....	3	0	3	0	1.000	0	1	0	1.000	0	0
52 SANTAMARIA Rigobe	3	1	2	0	1.000	0	0	1	.000	0	0
51 CABALLERO Cristia	1	1	0	0	1.000	0	1	0	1.000	0	0
19 ESCALANTE Tomas..	1	0	1	0	1.000	0	0	0	---	0	0
8 MALOFF Farjat....	50	46	2	2	.960	4	0	0	---	0	0
23 SANJUR Mario....	17	6	10	1	.941	0	0	0	---	0	0
0 SERRANO Ariel....	12	11	0	1	.917	0	0	0	---	0	0
29 SANTOS Jonny....	6	4	1	1	.833	1	0	0	---	0	0
4 SOSA Edmundo....	11	4	5	2	.818	1	0	0	---	0	0
15 PINEDA Peter....	3	0	1	2	.333	0	0	1	.000	0	0
21 GONZALEZ José Lui	0	0	0	0	.000	0	0	0	---	0	0
22 MENDEZ Ronal....	0	0	0	0	.000	0	0	0	---	0	0
Totals.....	232	158	65	9	.961	4	5	3	.625	1	0
Opponents.....	238	156	75	7	.971	4	7	1	.875	1	0

Hitting minimums - 1 Games 2.0 AB/Game 2.7 TPA/Game  
Pitching minimums - 1 Games 0.8 IP/Game

# Team's Stats – Estadísticas de Equipo



## SOUTH KOREA

KOR

18U World Championship - Seoul 2012  
Overall Statistics for South Korea (as of Sep 08, 2012)  
(All games Sorted by Batting avg)

18U - 2012 record: 5-3

Player	AVG	GP-GS	AB	R	H	2B	3B	HR	RBI	TB	SLG%	BB	HBP	SO	GDP	OB%	SF	SH	SB-ATT	PO	A	E	FLD%
16 YOO YOUNG JUN....	.478	8-8	23	4	11	0	0	0	1	11	.478	1	2	11	0	.538	0	2	5-8	6	14	1	.952
11 SONG JUN SUK.....	.448	8-8	29	2	13	2	2	0	6	19	.655	4	1	2	0	.514	1	0	4-6	17	0	0	1.000
21 KIM IN TAE.....	.348	7-7	23	6	8	1	0	0	2	9	.391	7	0	1	0	.500	0	2	2-2	9	2	0	1.000
10 SIM JAE YUN.....	.226	8-8	31	3	7	0	0	0	1	7	.226	4	0	4	0	.314	0	0	0-1	76	6	1	.988
25 YOON DAE YOUNG...	.222	8-8	27	4	6	1	0	1	8	10	.370	5	1	8	0	.364	0	0	1-2	0	0	0	.000
7 KANG SEUNG HO....	.219	8-8	32	5	7	1	2	0	3	12	.375	4	2	7	0	.342	0	0	4-5	18	22	1	.976
8 LEE WOO SUNG.....	.214	8-8	28	3	6	1	0	0	3	7	.250	3	0	8	0	.281	1	1	2-2	9	0	0	1.000
3 KIM MIN JUN.....	.125	8-7	24	3	3	1	0	0	1	4	.167	4	3	5	0	.323	0	2	5-5	12	30	1	.977
-----																							
2 AN JOONG YEOL....	.333	5-3	9	0	3	1	0	0	2	4	.444	2	0	2	0	.455	0	0	0-0	24	4	0	1.000
6 KYE JUNG WOONG...	.250	8-1	8	2	2	0	0	0	1	2	.250	1	1	1	0	.400	0	0	0-2	0	6	0	1.000
22 HAN SEUNG TAEK...	.063	6-5	16	2	1	1	0	0	0	2	.125	2	2	5	0	.250	0	0	0-0	43	4	0	1.000
24 CHOI YUN HYEOK...	.000	3-1	4	1	0	0	0	0	0	0	.000	2	0	1	1	.333	0	0	1-1	1	0	0	1.000
Totals.....	.264	8-8	254	35	67	9	4	1	28	87	.343	39	12	55	1	.384	2	7	24-34	219	104	5	.985
Opponents.....	.204	8-8	255	21	52	7	0	0	16	59	.231	20	9	67	4	.284	1	6	5-10	213	94	8	.975

LOB - Team (68), Opp (53). DPs turned - Team (6), Opp (5). IBB - Team (1), KANG 1, Opp (1). Picked off - SONG JS 1, KANG 1, KYE 1, LEE WS 1.

(All games Sorted by Earned run avg)

Player	ERA	W-L	APP	GS	CG	SHO/CBO	SV	IP	H	R	ER	BB	SO	2B	3B	HR	AB	B/Avg	WP	HBP	BK	SFA	SHA
23 LEE GEON WOOK....	0.48	1-0	5	2	0	0/1	0	18.2	9	1	1	3	20	1	0	0	63	.143	2	0	0	0	1
18 JANG HYUN SIK....	0.77	1-0	4	1	0	0/0	0	11.2	9	2	1	3	12	1	0	0	42	.214	1	2	0	0	0
1 YOON HYOUNG BAE..	1.93	1-1	4	0	0	0/1	1	9.1	6	3	2	5	9	2	0	0	33	.182	1	0	0	0	2
15 LEE SU MIN.....	3.00	2-0	4	3	0	0/0	0	18.0	16	6	6	4	16	2	0	0	63	.254	1	4	0	1	2
17 SHIM JAE MIN.....	3.86	0-1	6	2	0	0/1	0	11.2	7	5	5	5	8	0	0	0	38	.184	2	1	0	0	1
-----																							
12 AN KYU HYUN.....	0.00	0-0	3	0	0	0/0	0	1.0	1	0	0	0	0	1	0	0	4	.250	0	0	0	0	0
19 SONG JU YEONG....	6.75	0-1	3	0	0	0/0	0	2.2	4	4	2	0	2	0	0	0	12	.333	1	2	0	0	0
Totals.....	2.10	5-3	8	8	0	1/1	1	73.0	52	21	17	20	67	7	0	0	255	.204	8	9	0	1	6
Opponents.....	3.55	3-5	8	8	1	0/0	0	71.0	67	35	28	39	55	9	4	1	254	.264	9	12	3	2	7

PB - Team (1), AN JY 1, Opp (2). Pickoffs - Team (4), LEE SM 2, LEE GW 1, AN JY 1, Opp (3). SBA/ATT - LEE SM (2-5), HAN (3-4), LEE GW (1-2), JANG (2-2), AN JY (1-2), SHIM (0-1).

(All games Sorted by Fielding pct)

Player	C	PO	A	E	FLD%	DPS	SBA	CSB	SBA%	PB	CI
22 HAN SEUNG TAEK...	47	43	4	0	1.000	1	3	1	.750	0	0
2 AN JOONG YEOL....	28	24	4	0	1.000	1	1	1	.500	1	0
11 SONG JUN SUK.....	17	17	0	0	1.000	0	0	0	---	0	0
21 KIM IN TAE.....	11	9	2	0	1.000	1	0	0	---	0	0
8 LEE WOO SUNG.....	9	9	0	0	1.000	0	0	0	---	0	0
6 KYE JUNG WOONG...	6	0	6	0	1.000	0	0	0	---	0	0
15 LEE SU MIN.....	6	1	5	0	1.000	0	2	3	.400	0	0
23 LEE GEON WOOK....	4	0	4	0	1.000	0	1	1	.500	0	0
17 SHIM JAE MIN.....	3	0	3	0	1.000	0	0	1	.000	0	0
18 JANG HYUN SIK....	2	1	1	0	1.000	0	2	0	1.000	0	0
19 SONG JU YEONG....	1	1	0	0	1.000	0	0	0	---	0	0
24 CHOI YUN HYEOK...	1	1	0	0	1.000	0	0	0	---	0	0
12 AN KYU HYUN.....	1	1	0	0	1.000	0	0	0	---	0	0
10 SIM JAE YUN.....	83	76	6	1	.988	4	0	0	---	0	0
3 KIM MIN JUN.....	43	12	30	1	.977	5	0	0	---	0	0
7 KANG SEUNG HO....	41	18	22	1	.976	4	0	0	---	0	0
16 YOO YOUNG JUN....	21	6	14	1	.952	1	0	0	---	0	0
1 YOON HYOUNG BAE..	4	0	3	1	.750	0	0	0	---	0	0
25 YOON DAE YOUNG...	0	0	0	0	.000	0	0	0	---	0	0
Totals.....	328	219	104	5	.985	6	5	5	.500	1	0
Opponents.....	315	213	94	8	.975	5	24	10	.706	2	0

Hitting minimums - 1 Games 2.0 AB/Game 2.7 TPA/Game  
Pitching minimums - 1 Games 0.8 IP/Game

# Team's Stats – Estadísticas de Equipo



## U.S.A.

## USA

18U World Championship - Seoul 2012  
Overall Statistics for U.S.A. (as of Sep 08, 2012)  
(All games Sorted by Batting avg)

18U - 2012 record: 7-2

Player	AVG	GP-GS	AB	R	H	2B	3B	HR	RBI	TB	SLG%	BB	HBP	SO	GDP	OB%	SF	SH	SB-ATT	PO	A	E	FLD%
21 MCGUIRE REESE....	.462	9-8	26	7	12	4	0	0	11	16	.615	8	1	2	0	.583	1	1	3-5	22	9	0	1.000
22 ARROYO CHRISTIAN..	.387	9-9	31	7	12	4	0	0	10	16	.516	2	2	3	0	.457	0	0	2-2	20	26	3	.939
25 MARTINEZ JEREMY..	.344	9-9	32	6	11	2	1	0	9	15	.469	4	4	3	1	.463	1	0	2-2	1	8	1	.900
13 OKEY CHRISTOPHER..	.333	8-8	27	6	9	3	0	0	4	12	.444	4	0	1	0	.419	0	1	2-4	48	4	0	1.000
4 BIGGIO CAVAN.....	.323	9-8	31	1	10	0	0	0	3	10	.323	1	0	5	2	.344	0	0	3-3	71	5	0	1.000
9 NUNEZ DOMINIC....	.276	9-9	29	7	8	2	0	0	3	10	.345	3	3	4	1	.400	0	5	3-4	25	22	4	.922
23 BOLDT RYAN.....	.250	9-9	32	11	8	0	0	0	3	8	.250	7	4	5	0	.442	0	0	12-13	9	2	0	1.000
15 ABREU WILLIAM....	.200	9-9	30	5	6	2	2	0	3	12	.400	3	0	1	0	.273	0	1	4-5	8	0	0	1.000
-----																							
10 THOMPSON KEEGAN..	1.000	1-0	1	0	1	0	0	0	1	1	1.000	0	0	0	0	1.000	0	0	0-0	0	0	1	.000
27 WILLIAMS GARRETT..	.286	4-1	7	1	2	0	0	0	1	2	.286	3	0	1	0	.500	0	0	1-2	7	2	0	1.000
6 BRIGMAN BRYSON...	.214	7-4	14	3	3	0	0	0	2	3	.214	0	0	3	0	.200	1	0	3-3	11	11	0	1.000
5 HEADY CONNOR.....	.200	2-1	5	1	1	0	1	0	1	3	.600	0	0	0	0	.200	0	0	0-0	2	1	0	1.000
3 MCGUIRE ANDREW...	.176	6-6	17	5	3	0	0	0	0	3	.176	6	2	6	0	.440	0	0	2-2	2	0	0	1.000
Totals.....	.305	9-9	282	60	86	17	4	0	51	111	.394	41	16	34	4	.418	3	8	37-45	231	103	9	.974
Opponents.....	.198	9-9	262	22	52	12	0	0	20	64	.244	44	10	69	7	.333	2	6	6-11	218	93	15	.954

LOB - Team (75), Opp (73). DPs turned - Team (11), Opp (6). CI - Team (0), Opp (1). IBB - Team (3), MARTINEZ 2, OKEY 1, Opp (4).

(All games Sorted by Earned run avg)

Player	ERA	W-L	APP	GS	CG	SHO/CBO	SV	IP	H	R	ER	BB	SO	2B	3B	HR	AB	B/Avg	WP	HBP	BK	SFA	SHA
27 WILLIAMS GARRETT..	0.00	1-0	2	2	0	0/1	0	11.2	9	0	0	5	13	3	0	0	43	.209	0	2	0	0	0
17 OLSON RYAN.....	0.00	1-0	2	1	0	0/0	0	10.0	2	0	0	2	9	0	0	0	32	.063	0	0	0	0	0
28 GONSALVES STEPHEN	1.12	2-0	2	2	2	0/0	0	16.0	14	2	2	4	12	2	0	0	54	.259	0	3	0	0	3
24 CLARKIN IAN.....	1.74	1-0	3	1	0	0/0	0	10.1	6	2	2	5	7	0	0	0	35	.171	2	1	1	0	0
26 TACCOLINI DOMINIC	2.08	1-0	2	1	0	0/0	0	8.2	2	2	2	6	9	0	0	0	27	.074	5	1	0	0	0
12 DAVIS KEVIN.....	8.59	1-0	3	0	0	0/0	1	7.1	9	7	7	7	3	0	0	0	27	.333	2	0	0	1	1
-----																							
10 THOMPSON KEEGAN..	1.50	0-2	3	1	0	0/0	0	6.0	6	4	1	4	7	1	0	0	23	.261	0	1	0	0	1
5 HEADY CONNOR.....	3.00	0-0	3	0	0	0/1	0	3.0	2	1	1	4	4	2	0	0	11	.182	1	1	0	0	0
11 SANDS CARSON.....	6.00	0-0	1	1	0	0/0	0	3.0	1	2	2	4	1	1	0	0	8	.125	0	1	0	1	0
16 KILICHOWSKI WILLI	18.00	0-0	2	0	0	0/0	0	1.0	1	2	2	3	0	0	0	0	2	.500	0	0	0	0	1
Totals.....	2.22	7-2	9	9	2	1/1	1	77.0	52	22	19	44	69	12	0	0	262	.198	10	10	1	2	6
Opponents.....	5.94	2-7	9	9	0	1/1	0	72.2	86	60	48	41	34	17	4	0	282	.305	13	16	1	3	8

PB - Team (1), MCGUIRE R 1, Opp (2). Pickoffs - Team (2), DAVIS 1, MCGUIRE R 1. SBA/ATT - OKEY (4-7), MCGUIRE R (2-4), THOMPSON (3-3), OLSON (1-2), CLARKIN (1-2), KILICHOWSKI (0-1), GONSALVES (0-1), SANDS (0-1), DAVIS (1-1).

(All games Sorted by Fielding pct)

Player	C	PO	A	E	FLD%	Dps	SBA	CSB	SBA%	PB	CI
4 BIGGIO CAVAN....	76	71	5	0	1.000	9	0	0	---	0	0
13 OKEY CHRISTOPHER..	52	48	4	0	1.000	0	4	3	.571	0	0
21 MCGUIRE REESE....	31	22	9	0	1.000	1	2	2	.500	1	0
6 BRIGMAN BRYSON...	22	11	11	0	1.000	5	0	0	---	0	0
23 BOLDT RYAN.....	11	9	2	0	1.000	0	0	0	---	0	0
27 WILLIAMS GARRETT..	9	7	2	0	1.000	1	0	0	---	0	0
15 ABREU WILLIAM....	8	8	0	0	1.000	0	0	0	---	0	0
24 CLARKIN IAN.....	5	3	2	0	1.000	1	1	1	.500	0	0
12 DAVIS KEVIN.....	4	1	3	0	1.000	0	1	0	1.000	0	0
28 GONSALVES STEPHEN	3	1	2	0	1.000	0	0	1	.000	0	0
26 TACCOLINI DOMINIC	3	0	3	0	1.000	0	0	0	---	0	0
5 HEADY CONNOR.....	3	2	1	0	1.000	0	0	0	---	0	0
17 OLSON RYAN.....	2	0	2	0	1.000	0	1	1	.500	0	0
3 MCGUIRE ANDREW...	2	2	0	0	1.000	0	0	0	---	0	0
11 SANDS CARSON.....	1	0	1	0	1.000	0	0	1	.000	0	0
22 ARROYO CHRISTIAN..	49	20	26	3	.939	2	0	0	---	0	0
9 NUNEZ DOMINIC....	51	25	22	4	.922	7	0	0	---	0	0
25 MARTINEZ JEREMY..	10	1	8	1	.900	0	0	0	---	0	0
10 THOMPSON KEEGAN..	1	0	0	1	.000	0	3	0	1.000	0	0
16 KILICHOWSKI WILLI	0	0	0	0	.000	0	0	1	.000	0	0
Totals.....	343	231	103	9	.974	11	6	5	.545	1	0
Opponents.....	326	218	93	15	.954	6	37	8	.822	2	1

Hitting minimums - 1 Games 2.0 AB/Game 2.7 TPA/Game  
Pitching minimums - 1 Games 0.8 IP/Game

# Team's Stats – Estadísticas de Equipo



## VENEZUELA

VEN

18U World Championship - Seoul 2012  
Overall Statistics for Venezuela (as of Sep 06, 2012)  
(All games Sorted by Batting avg)

18U - 2012 record: 2-4

Player	AVG	GP-GS	AB	R	H	2B	3B	HR	RBI	TB	SLG%	BB	HBP	SO	GDP	OB%	SF	SH	SB-ATT	PO	A	E	FLD%
17 GARCIA Wilson....	.292	6-6	24	5	7	1	1	0	2	10	.417	2	0	1	2	.346	0	0	0-0	35	5	2	.952
8 COLMENARES Victor	.278	5-5	18	3	5	1	0	0	2	6	.333	3	0	4	0	.381	0	0	2-2	49	3	1	.981
53 LUCENA Isaias....	.238	6-6	21	5	5	0	0	0	2	5	.238	3	1	5	1	.346	1	0	0-1	10	19	1	.967
13 YEPEZ Angel.....	.211	6-6	19	2	4	0	0	0	3	4	.211	2	1	3	0	.318	0	1	1-1	4	14	0	1.000
28 ZORRILLA Freddy..	.167	5-5	18	2	3	0	0	0	2	3	.167	1	0	7	1	.211	0	0	0-0	14	2	0	1.000
15 CUICAS William...	.150	6-5	20	2	3	2	0	0	2	5	.250	1	0	3	0	.182	1	0	0-0	12	15	0	1.000
34 GONZALEZ O'Bryan.	.111	6-5	18	0	2	0	0	0	2	2	.111	2	1	3	0	.238	0	0	0-0	3	0	0	1.000
41 ZABALETA Andres..	.063	6-6	16	1	1	0	0	0	1	1	.063	4	0	4	1	.250	0	1	1-2	4	1	0	1.000
-----																							
4 ALVARADO Josuè...	.500	4-2	6	2	3	1	0	0	1	4	.667	1	0	1	0	.571	0	0	0-0	5	1	1	.857
30 LUGO Pedro.....	.154	4-3	13	0	2	1	0	0	1	3	.231	0	0	9	1	.154	0	0	0-1	7	1	0	1.000
61 LINO José.....	.100	4-4	10	1	1	0	0	0	1	1	.100	3	1	1	0	.357	0	0	0-1	8	0	0	1.000
19 MONTANO Hector...	.000	1-1	2	0	0	0	0	0	0	0	.000	0	0	1	0	.000	0	0	0-0	1	0	0	1.000
Totals.....	.195	6-6	185	23	36	6	1	0	19	44	.238	22	4	42	6	.291	2	2	4-8	156	80	7	.971
Opponents.....	.282	6-6	202	23	57	8	4	0	18	73	.361	31	7	33	0	.396	0	4	10-15	162	71	8	.967

LOB - Team (32), Opp (67). DPs turned - Team (2), Opp (8). IBB - Team (2), GARCIA 1, LINO 1, Opp (1). Picked off - ZORRILLA 1.

(All games Sorted by Earned run avg)

Player	ERA	W-L	APP	GS	CG	SHO/CBO	SV	IP	H	R	ER	BB	SO	2B	3B	HR	AB	B/Avg	WP	HBP	BK	SFA	SHA
10 INDRIAGO Carlos..	0.00	0-0	2	1	0	0/0	0	8.1	8	0	0	2	5	1	0	0	33	.242	1	3	0	0	0
40 SOLANO Jesus.....	1.35	0-0	2	1	0	0/0	1	6.2	5	2	1	5	6	0	0	0	25	.200	0	0	0	0	0
38 ZERPA Ismael....	3.00	0-1	2	1	0	0/0	0	9.0	12	3	3	5	3	2	1	0	36	.333	2	0	0	0	2
57 DURAN Francisco..	3.09	0-1	2	1	0	0/0	0	11.2	15	5	4	7	4	3	1	0	42	.357	0	2	0	0	2
3 RIVERO Alexis....	4.76	1-0	1	1	0	0/0	0	5.2	3	3	3	5	4	0	0	0	20	.150	1	0	0	0	0
-----																							
11 DELOSRIOS Enrique	0.00	0-0	3	0	0	0/0	0	4.1	1	0	0	2	3	0	1	0	12	.083	1	0	0	0	0
60 CABRERA Jhorman..	2.25	1-0	3	0	0	0/0	0	4.0	4	4	1	4	5	2	0	0	17	.235	0	2	0	0	0
19 MONTANO Hector...	6.75	0-0	1	0	0	0/0	0	1.1	4	1	1	0	2	0	0	0	8	.500	0	0	0	0	0
75 ANGULO Argenis...	36.00	0-2	2	1	0	0/0	0	1.0	5	5	4	1	1	0	1	0	9	.556	0	0	0	0	0
Totals.....	2.94	2-4	6	6	0	0/0	1	52.0	57	23	17	31	33	8	4	0	202	.282	5	7	0	0	4
Opponents.....	2.83	4-2	6	6	0	0/0	1	54.0	36	23	17	22	42	6	1	0	185	.195	8	4	1	2	2

PB - Team (1), GARCIA 1. Pickoffs - Team (2), DURAN 2, Opp (1). SBA/ATT - GARCIA (10-13), DURAN (3-5), INDRIAGO (3-3), ZERPA (1-2), DELOSRIOS (0-1), RIVERO (0-1), MONTANO (1-1), SOLANO (1-1), CABRERA (1-1).

(All games Sorted by Fielding pct)

Player	C	PO	A	E	FLD%	DPS	SBA	CSB	SBA%	PB	CI
15 CUICAS William...	27	12	15	0	1.000	1	0	0	---	0	0
13 YEPEZ Angel.....	18	4	14	0	1.000	1	0	0	---	0	0
28 ZORRILLA Freddy..	16	14	2	0	1.000	0	0	0	---	0	0
57 DURAN Francisco..	10	1	9	0	1.000	1	3	2	.600	0	0
61 LINO José.....	8	8	0	0	1.000	0	0	0	---	0	0
30 LUGO Pedro.....	8	7	1	0	1.000	0	0	0	---	0	0
41 ZABALETA Andres..	5	4	1	0	1.000	0	0	0	---	0	0
38 ZERPA Ismael....	4	0	4	0	1.000	0	1	1	.500	0	0
3 RIVERO Alexis....	3	2	1	0	1.000	0	0	1	.000	0	0
10 INDRIAGO Carlos..	3	0	3	0	1.000	0	3	0	1.000	0	0
34 GONZALEZ O'Bryan.	3	3	0	0	1.000	0	0	0	---	0	0
19 MONTANO Hector...	1	1	0	0	1.000	0	1	0	1.000	0	0
11 DELOSRIOS Enrique	1	0	1	0	1.000	0	0	1	.000	0	0
8 COLMENARES Victor	53	49	3	1	.981	1	0	0	---	0	0
53 LUCENA Isaias....	30	10	19	1	.967	0	0	0	---	0	0
17 GARCIA Wilson....	42	35	5	2	.952	1	10	3	.769	1	0
4 ALVARADO Josuè...	7	5	1	1	.857	0	0	0	---	0	0
40 SOLANO Jesus.....	2	1	0	1	.500	0	1	0	1.000	0	0
75 ANGULO Argenis...	2	0	1	1	.500	0	0	0	---	0	0
60 CABRERA Jhorman..	0	0	0	0	.000	0	1	0	1.000	0	0
Totals.....	243	156	80	7	.971	2	10	5	.667	1	0
Opponents.....	241	162	71	8	.967	8	4	4	.500	0	0

Hitting minimums - 1 Games 2.0 AB/Game 2.7 TPA/Game  
Pitching minimums - 1 Games 0.8 IP/Game

## Abbreviations

HITTING		FIELDING	
2B	Doubles	A	Assists
3B	Triples	C	Chances
AB	At bats	CI	Catcher's interference
AVG	Batting average	CSB	Caught stealing by (pitcher and catcher)
BB	Base on balls	DPs	Double plays participated in
GPD	Grounded into double plays	E	Errors
GP / GS	Games played / Games started	FLD%	Fielding percentage
H	Base hits	PB	Passed balls (catcher)
HBP	Hit by pitch	PO	Putouts
HR	Home runs	SBA	Stolen bases allowed (pitcher and catcher)
IBB	Intentional base on balls	SBA%	Stolen bases against percentage (pitcher and catcher)
OB%	On base percentage		
R	Runs scored		
RBI	Runs batted in		
SB / ATT	Stolen bases / Stolen bases attempts		
SF	Sacrifice flies		
SH	Sacrifice hits		
SLG%	Slugging percentage		
SO	Strikeouts		
TB	Total bases		
PITCHING		ANALYSIS STATISTICS	
2B	Doubles allowed	vs Left	Avg against left-handed pitchers
3B	Triples allowed	vs Right	Avg against right-handed pitchers
AB	At bats	rch by leadoff	Avg when leading off an inning
APP / GS	Appearances / Game starts	with 2 outs	Avg when batting with 2 outs
B/Avg	Opponent batting average	w/runners on	Avg when batting with runners on base
BB	Base on balls allowed	w/bases empty	Avg when batting with bases empty
BF	Batters faced	RBI ops	Avg when batting with runners on 2nd or 3rd base
IBB	Intentional base on balls allowed	Gnd out	Number of ground outs (includes SACs, but not errors)
BK	Balk	Fly out	Number of fly outs (includes SFs, but not errors)
CG	Complete games	Fly / Gnd	Fly outs to ground outs ratio
ER	Earned runs allowed	pinch hitting	Avg as pinch hitter
ERA	Earned run average	with runners in scoring pos	Avg when batting with runners in scoring positions
FO	Fly outs	w/rnr on 3rd and LT 2 outs	Avg when batting with runner on third base and less than 2 outs
GO	Ground outs	with 2 outs	Avg when batting with 2 outs
H	Hits allowed	2 out rbi	Runs batted in with 2 outs
HBP	Hit by pitch	success advancing rns	Success advancing runners
HR	Home runs allowed	#rnradv w/out	Number of times batter made an out and advanced at least 1 runner
IP	Innings played	rns lob	Number of runners left on base by last batter of inning
R	Runs allowed	rch err	Reach first base on error
SFA	Sacrifice flies allowed	rch fc	Reach first base on fielder's choice
SHA	Sacrifice hits allowed	kl	Strikeouts look
SHO/CHO	Shutouts / Combination shutouts		
SO	Strikeouts		
SV	Saves		
W/L	Wins/Losses		
WP	Wild pitches		



## Abreviaturas

BATEO		DEFENSIVA	
2B	Dobles	A	Asistencias
3B	Triples	C	Total de lances
AB	Veces alt bate	CI	Interferencia del receptor
AVG	Average de bateo	CSB	Atrapados en intent de robo (pitcher y catcher)
BB	Base por bolas	DPs	Participación en doble plays
GPD	Bateo para doble plays	E	Errores
GP / GS	Juegos jugados / Juegos Iniciados	FLD%	Average de fildeo
H	Hits	PB	Pasboles (catcher)
HBP	Golpeado por el lanzador	PO	Outs realizados
HR	Home runs	SBA	Bases robadas permitidas (pitcher y catcher)
IBB	Bases por bolas intencional	SBA%	Porcentaje de bases robadas en contra (pitcher y catcher)
OB%	Porcentaje de embasado		
R	Carreras anotadas		
RBI	Carreras impulsadas		
SB / ATT	Bases robadas/ Intentos		
SF	Sacrificios en fly		
SH	Sacrificios en toque		
SLG%	Average de slugging		
SO	Ponches		
TB	Total de bases alcanzadas		
PITCHEO		ANÁLISIS DE LAS ESTADÍSTICAS	
2B	Dobles permitidos	vs Left	Avg vs pitchers zurdos
3B	Triples permitidos	vs Right	Avg vs pitchers derechos
AB	Veces al bate (contrarias)	rch by leadoff	Avg cuando abre inning
APP / GS	Apariciones / Juegos iniciados	with 2 outs	Avg cuando batea con 2 outs
B/Avg	Average de bateo de los oponentes	w/runners on	Avg when batea con corredores en base
BB	Base por bolas otorgadas	w/bases empty	Avg when batea sin corredores
BF	Total de bateadores enfrentados	RBI ops	Avg when batting con corredores en la 2B 3B base
IBB	Bases por bolas intencionales	Gnd out	Número de outs en rolling (incluyendo SH pero no errores)
BK	Balk	Fly out	Número de outs en fly (incuyendo los sacrificios en flies pero no errores)
CG	Juegos completos	Fly / Gnd	Proporción de outs Flies/rollings
ER	Carreras merecidas (limpias)	pinch hitting	Avg como bateador emergente
ERA	Promedio de efectividad	with runners in scoring pos	Avg cuando con corredores en posición de anotar (en 2B o 3B)
FO	Outs en fly	w/rnr on 3rd and LT 2 outs	Avg cuando batea con corredor en la tercera base y menos de 2 outs
GO	Outs en rolling	with 2 outs	Avg cuando batea con 2 outs
menos		2 out rbi	Carreras impulsadas cuando hay 2 outs
H	Hits permitidos	success advancing rnr	Batazos que permiten el avance de corredor(es)
HBP	Bateadores golpeados	#rnr adv w/out	Número de veces que es puesto out y por lo avanza 1 corredor
es		rnr	Numero de corredores dejados en base cuando el ultimo bateador de un inning
HR	Home runs permitidos	rch err	Número de veces embasado por error
IP	Innings lanzados	rch fc	Número de veces embasado por fielder's choice
R	Carreras permitidas	kl	Ponches sin abanicar el tercer strike
SFA	Sacrificios en fly permitidos		
SHA	Sacrificios en toque permitidos		
SHO/CHO	Blanqueos/ Blanqueos Combinados		
SO	Ponches propinados		
SV	Juegos salvados		
W/L	Juegos ganados / Juegos perdidos		
WP	Wild pitches		